



# IMAMIA SUNDAY SCHOOL

*The most valuable treasure is knowledge and wisdom and the worst misfortune is ignorance". Amir al-Mu'minin, Imam Ali (AS)*

## STUDENTS NOTES FOR KG CLASS

2014/2015



Bismillahir Rahmanir Rahim

NAME: \_\_\_\_\_

TEL: \_\_\_\_\_

**IMAMIA SUNDAY SCHOOL**  
Proposed School Calendar 2012-2013

WEEK	DATE	ISLAMIC DATE 1432/1433	COMMENTS	ISLAMIC EVENTS/NOTES
1	09/16/12	Shawwaal 29		First Day of School/Orientation/25 Shawwaal Martyrdom of 6th Imam, Hazrat Imam Jaffer Sadiq (AS).
2	09/23/12	Dhu al Qa'dah 7		1 Dhu al qa'dah Birthday of Masuma-e-Qum
3	09/30/12	Dhu al Qa'dah 14		11 Dhu al qa'dah Birthday of 8th Imam, Hazrat Imam Reza a.s.
4	10/07/12	Dhu al Qa'dah 21		25 Dhu al qa'dah Birthday of Hazrat Ibrahim (AS) and Hazrat Eesaa (AS)
5	10/14/12	Dhu al Qa'dah 28		29 Dhu al Qa'dah Martyrdom of 9th Imam, Hazrat Imam Mohammed Taqi A.S.
6	10/21/12	Dhu al Hijjah 5		1 Dhu al Hijjah Wedding of Imam Ali (AS) and Syedda Fatima Zehra (SA)
7	10/28/12	Dhu al Hijjah 12		9 Dhu al Hijjah Martyrdom of Hazrat Muslim ibne Aqeel (AS) / 10 Dhu al Hijjah Eid-ul-Adha
8	11/04/12	Dhu al Hijjah 19		15 Dhu al Hijjah Birthday of 10th Imam, Hazrat Imam Ali un Naqi a.s / 18 Dhu al Hijjah EID e Ghadeer
9	11/11/12	Dhu al Hijjah 26		24 Dhu al Hijjah Eid e Mubahila
10	11/18/12	Muharram 4		
11	11/25/12	Muharram 11	<b>HOLIDAY</b>	Thanksgiving Holiday/10 Moharram - Ashura - Martyrdom of 3rd Imam Husain AS
12	12/02/12	Muharram 18		
13	12/09/12	Muharram 25		25 Muharram Martyrdom of 4th Imam, Hazrat Imam Zainul Abedin (AS).
14	12/16/12	Safar 2		
15	12/23/12	Safar 9	<b>HOLIDAY</b>	Christmas/7 Safar Birthday of 7th Imam Mossa Kazim (AS)
16	12/30/12	Safar 6	<b>HOLIDAY</b>	New Year
17	01/06/13	Safar 23		Safar 20 - Arbaeen(40 <sup>th</sup> ) of Shuhada of Kerbala
18	01/13/13	Rabi' al Awwal 1	<b>MID TERM</b>	Safar 28-Martyrdom Prophet Muhammad SAW & 2nd Imam; Safar 29-Martyrdom 8th Imam Ali al Ridha AS
19	01/20/13	Rabi' al Awwal 8	<b>MID TERM</b>	9 Rabi' al Awwal -Eid e Zehra (S.A.)
20	01/27/13	Rabi' al Awwal 15		17 Rabi' al Awwal - Prophet Muhammad SAW & 6th Imam Jaffer as Sadiq AS / 18 Rabi' al Awwal - Birthday Syedda Umme Kulsoom bint Ali (AS)
21	02/03/13	Rabi' al Awwal 22	<b>PARENTS DAY</b>	Parents - Teachers Meeting
22	02/10/13	Rabi' al Awwal 29		
23	02/17/13	Rabi' at Thaani 6		
24	02/24/13	Rabi' at Thaani 13		10 Rabi' at Thaani - Birthday 11th Imam Hassan al Askari AS
25	03/03/13	Rabi' at Thaani 20		
26	03/10/13	Rabi' at Thaani 27		
27	03/17/13	Jamaada al Ula 5		5 Jamaada al Ula - Birthday Sayyida Zainab AS
28	03/24/13	Jamaada al Ula 12		13 Jamaada al Ula - Martyrdom Sayyida Fatima Zehar (S.A)
29	03/31/13	Jamaada al Ula 19		15 Jamaada al Ula - Birthday Hazrat Imam Zainul Abedin (AS).
30	04/07/13	Jamaada al Ula 26		
31	04/14/13	Jamaada al Thaani 3		3 Jamaada al Thaani - Martyrdom Sayyida Fatima Zehar (S.A)
32	04/21/13	Jamaada al Thaani 10		10 Jamaada al Thaani - Battle of Mu'ta & Maryrdom of Jaafar al Tayyar 8 AH
33	04/28/13	Jamaada al Thaani 17		20 Jamaada al Thaani - Birthday Sayyida Fatima Zehra S.A.
34	05/05/13	Jamaada al Thaani 24		26 Jamaada al Thaani - Martyrdom Imam Ali un Naqi (A.S.)
35	05/12/13	Rajab 2	<b>FINALS</b>	1st Rajab - Birthday 5th Imam Ali un Naqi (A.S.) Mohammad Baqir (AS)
34	05/19/13	Rajab 9	<b>FINALS</b>	13th Rajab - Birthday 10th Imam Mohammad Taqi (A.S.)
35	05/26/13	Rajab 16	<b>HOLIDAY</b>	Memorial Day Holiday

## **A Note to All Students**

Salaamun Alaykum,

Welcome to your new class. There are some things that we would like to bring to your attention.

1. Make sure you know exactly where your class is in your centre. Also make sure you know where the fire exits are in case you have to leave the centre in the event of a fire.
2. If ever you hurt yourself and need medical attention, contact the Principal or any teacher.
3. Please arrive to Sunday School in good time so that you can be in class by 11.00 am. Make sure you have your book, your Holy Qur'an and a pen or pencil and some paper.
4. This text book should be treated with respect. It contains verses of the Holy Qur'an as well as the names of Allah. Do not scribble all over it or throw it about.
5. Get to know all your teachers and feel free to talk with them outside School hours as well. The following grid should be filled in on the first day of term.

My Fiqh teacher is \_\_\_\_\_. Phone Number \_\_\_\_\_

My Qur'an teacher is \_\_\_\_\_. Phone Number \_\_\_\_\_

My Tareekh teacher is \_\_\_\_\_. Phone Number \_\_\_\_\_

My Akhlaq teacher is \_\_\_\_\_. Phone Number \_\_\_\_\_

My Aqaaid teacher is \_\_\_\_\_. Phone Number \_\_\_\_\_

We hope you have a good year at School. If you have any suggestions to improve the School let us know.

Thank you for your time.

**From the Imamia Sunday School Administration Team**

WORKBOOK - 4YRS OLD

BLANK PAGE



This is me.

My name is.....

My mummy's name is.....

My papa's name is.....

My teacher's name is.....


I was born on .....

(Islamic birthdate).....

There is only on of me



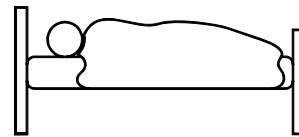
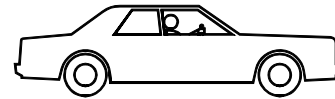


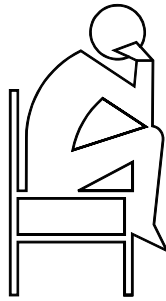
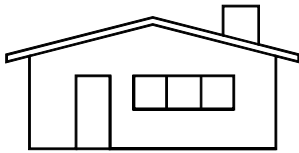
There is only one Allah

There is no God except Allah




Colour in all the pictures before which you should say:

**Bismillahir rahmaanir raheem**

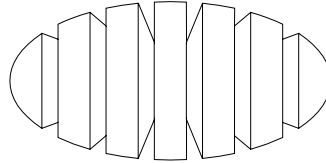
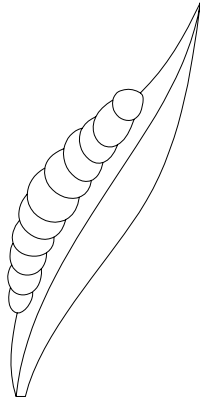





Subhanallah  
(Glory be to Allah)




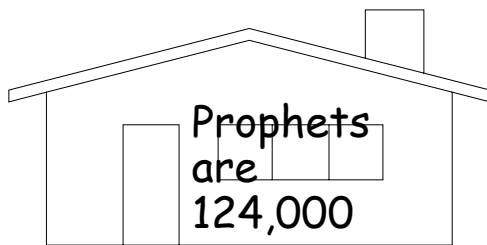

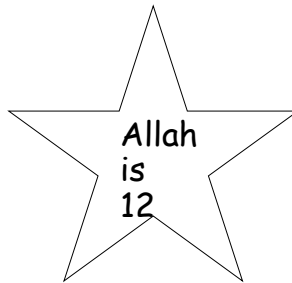
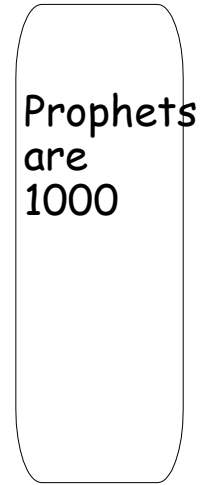
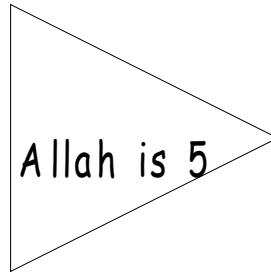
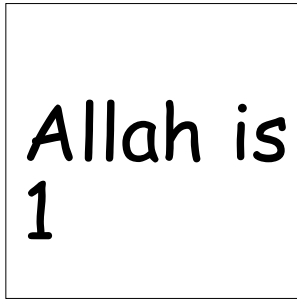
# Subhanallah (Glory be to Allah)



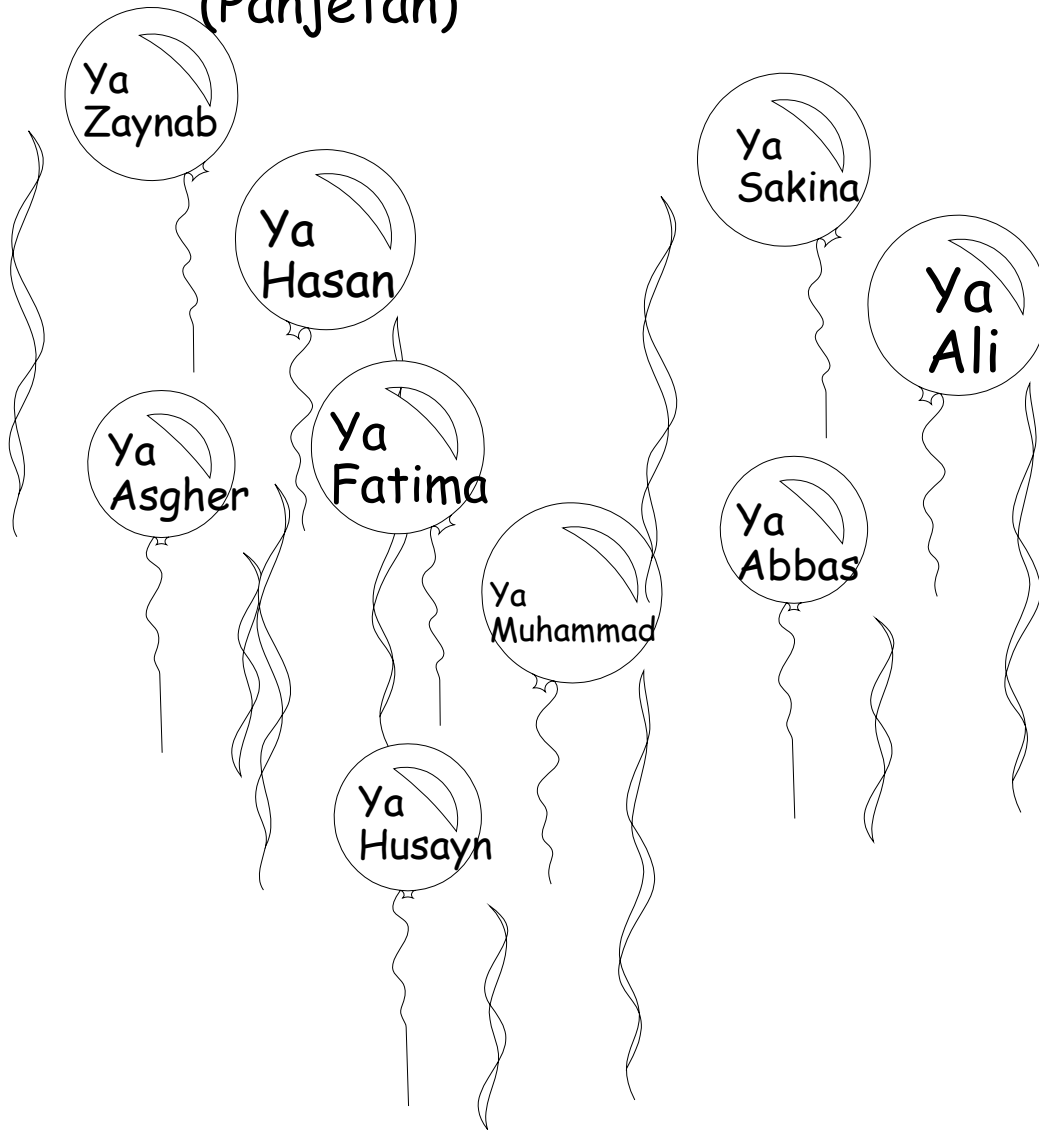
**Who made the sun and the clouds and the mountains and the rain?**



Colour the shapes with the correct answers

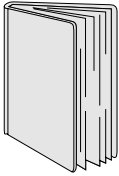


Colour the balloons which have  
the name of the Ahlul Kisaa  
(Panjetan)



# FRIDAY Yawmul Jumua'

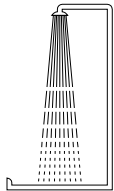
Circle the things recommended to do on Jumua'



Learn about religion



Play games



Do ghusl of Jumua'

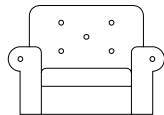
Visit graves of mu'mineen

Go shopping

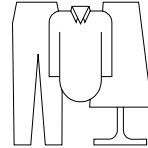


Watch TV &/or play computer games

Recite salawat



Relax

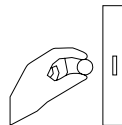


Wear neat clean clothes

Cut nails



Have a long relaxing bath

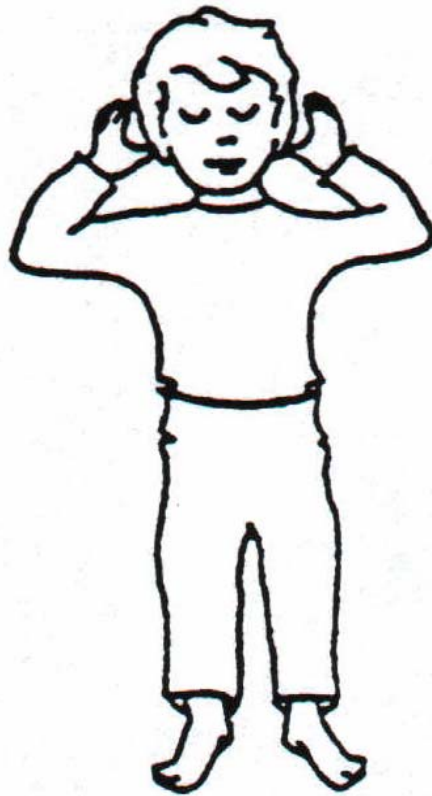


Give sadaqa

# Takbeeratul Ihraam

## Allahu Akber

Draw a cap on his head  
Colour the picture.



# Qiyaam


## Activities

Where is the boy looking? Draw a mohr/turbat.

What should he recite in qiyaam?

Using white tissue paper make a chadar which a girl would use to cover herself.

Colour the picture.





# Rukoo

Activities

Where is the boy looking?

Draw how a girl should stand for rukoo?

What do you say in rukoo?

Colour the picture.

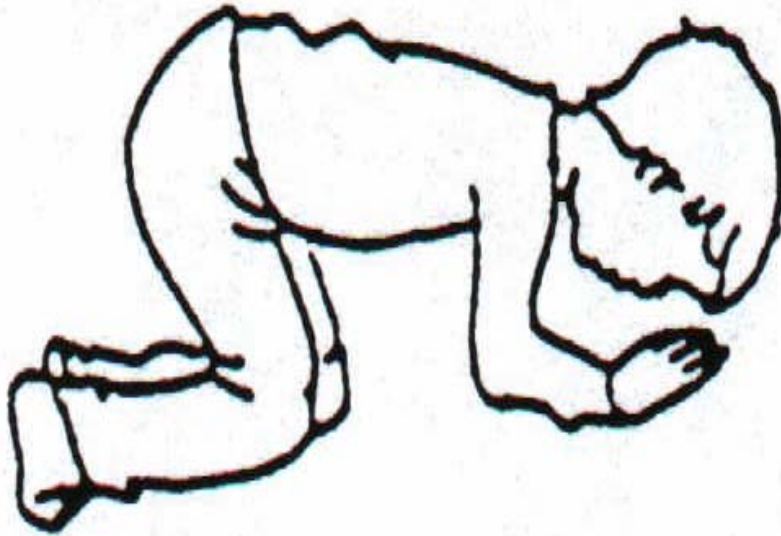


# Sijda

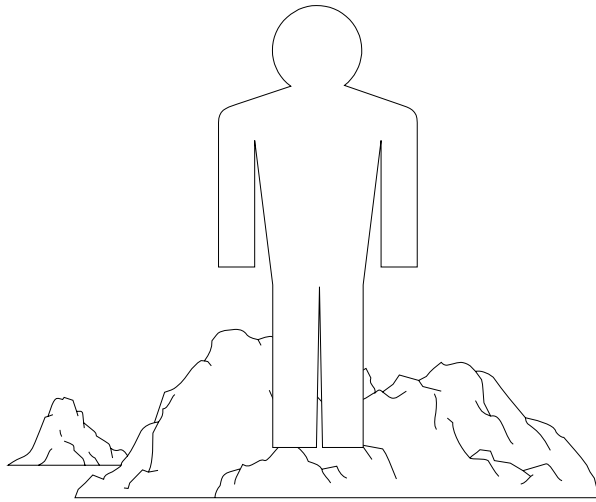
## Activities

Colour the seven parts which must touch the ground when doing sijda


What should he recite in sijda?



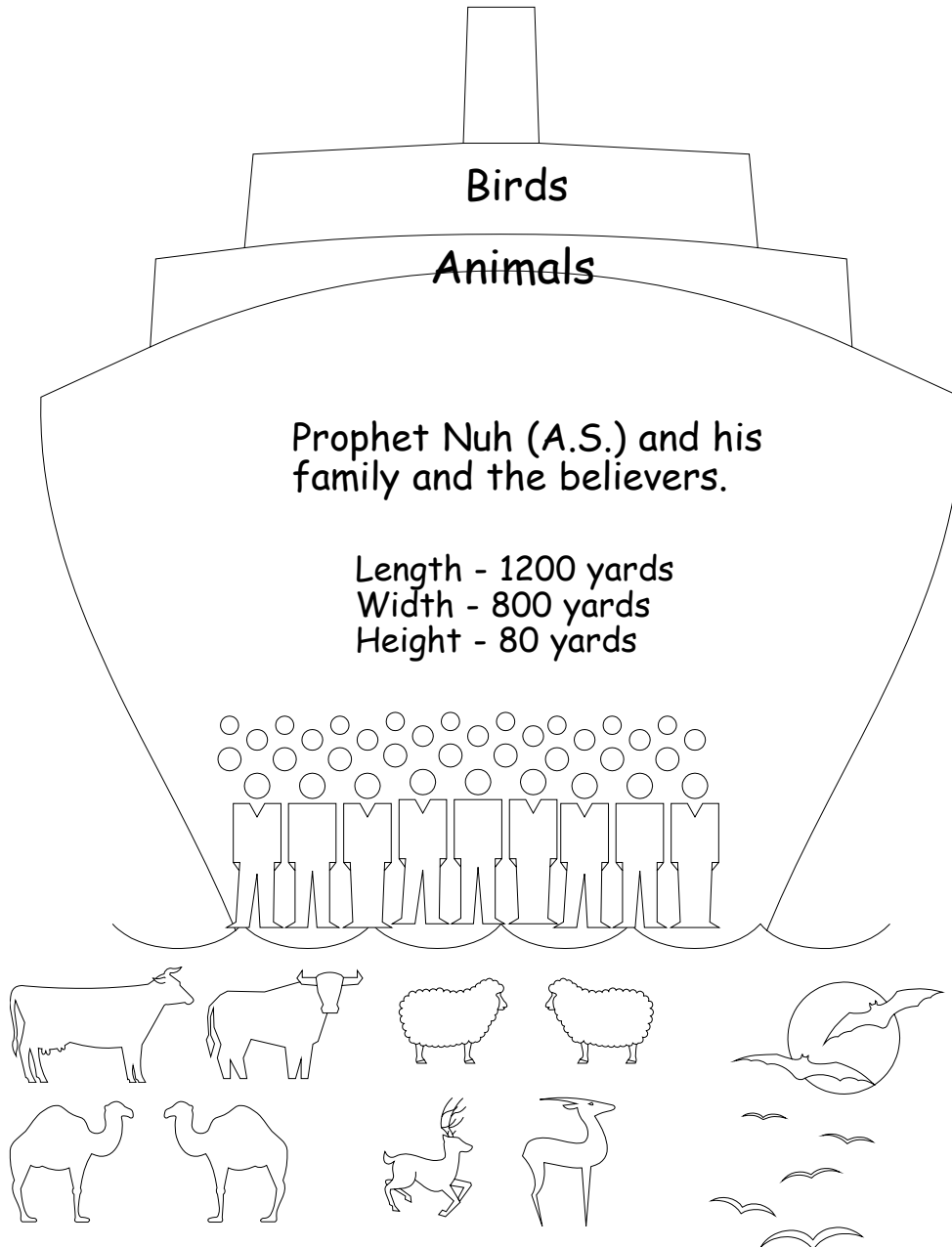
Prophet Adam (A.S.) was made from earth



Shaytan is made from fire



# The Ark of Prophet Nuh (A.S.)



# Prophet Ibraheem (A.S.)

"O fire! be cold and a safety to Ibraheem (A.S.)"  
Suratul Ambiya, aya 69

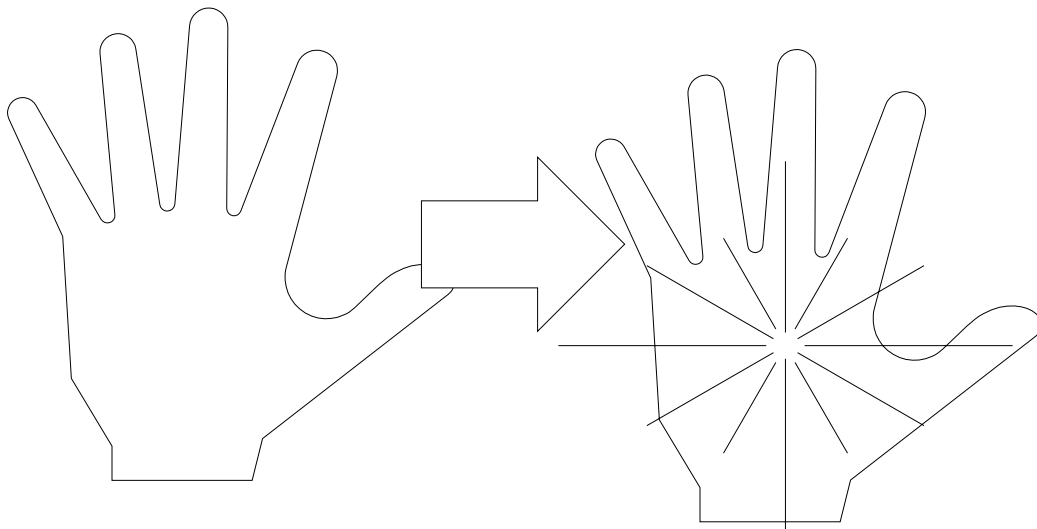
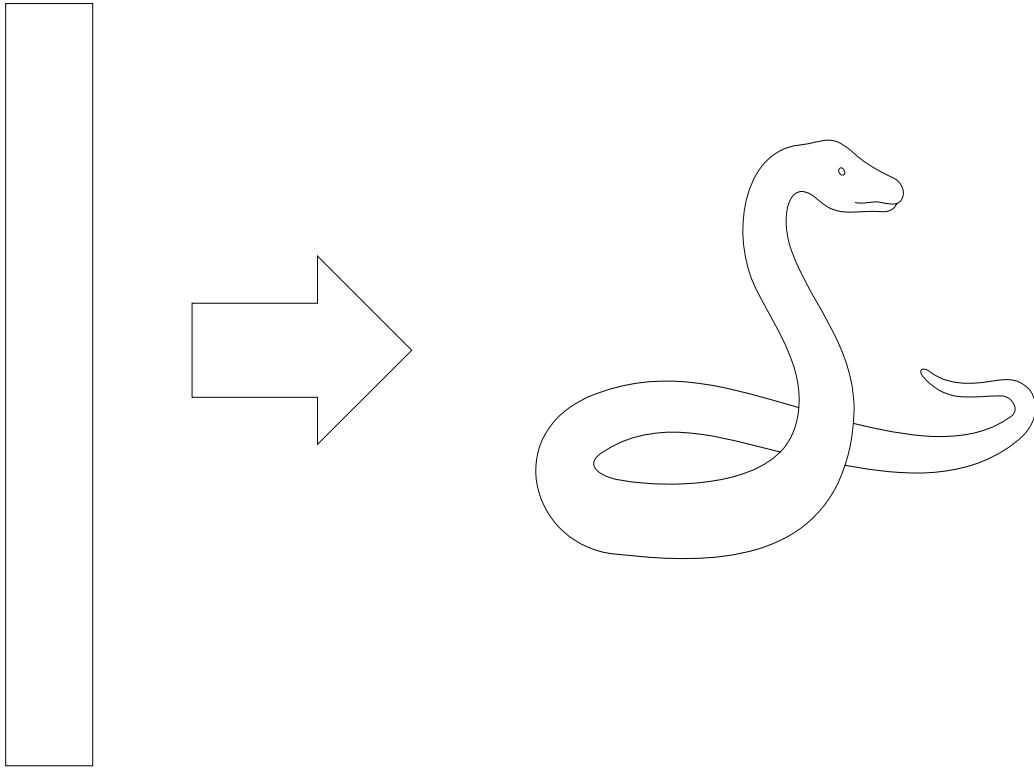


## THE KA'BA

Prophet Ibraheem (A.S.) and Prophet Ismail (A.S.) built the Ka'ba with the help of the angel Jibraail.

Draw the Ka'ba and colour it.

# The miracles of Prophet Musa (A.S.)



## Prophet Isa (A.S.)

Who was baby Isa (A.S.) talking to?

What was his mummy's name?

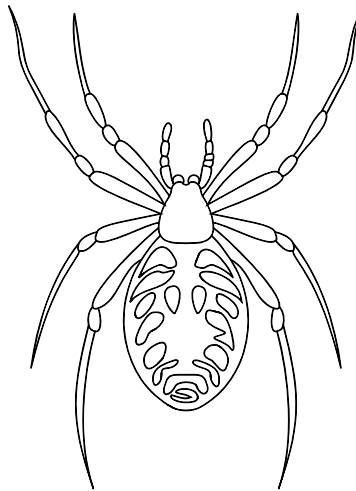
Colour the picture.





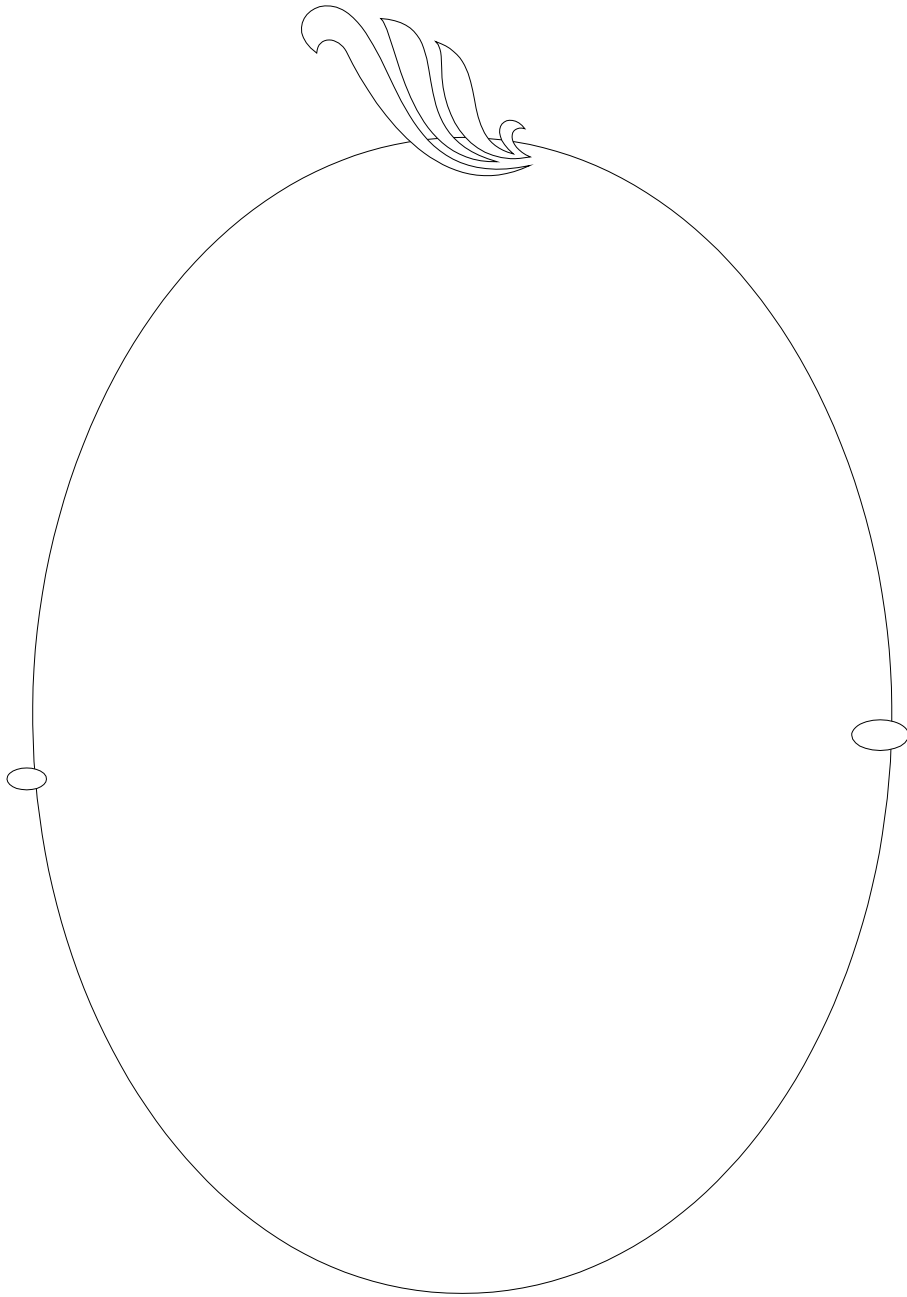
## Prophet Muhammad (S.A.W.)

Draw the web which the spider made to protect the Prophet (S.A.W.)

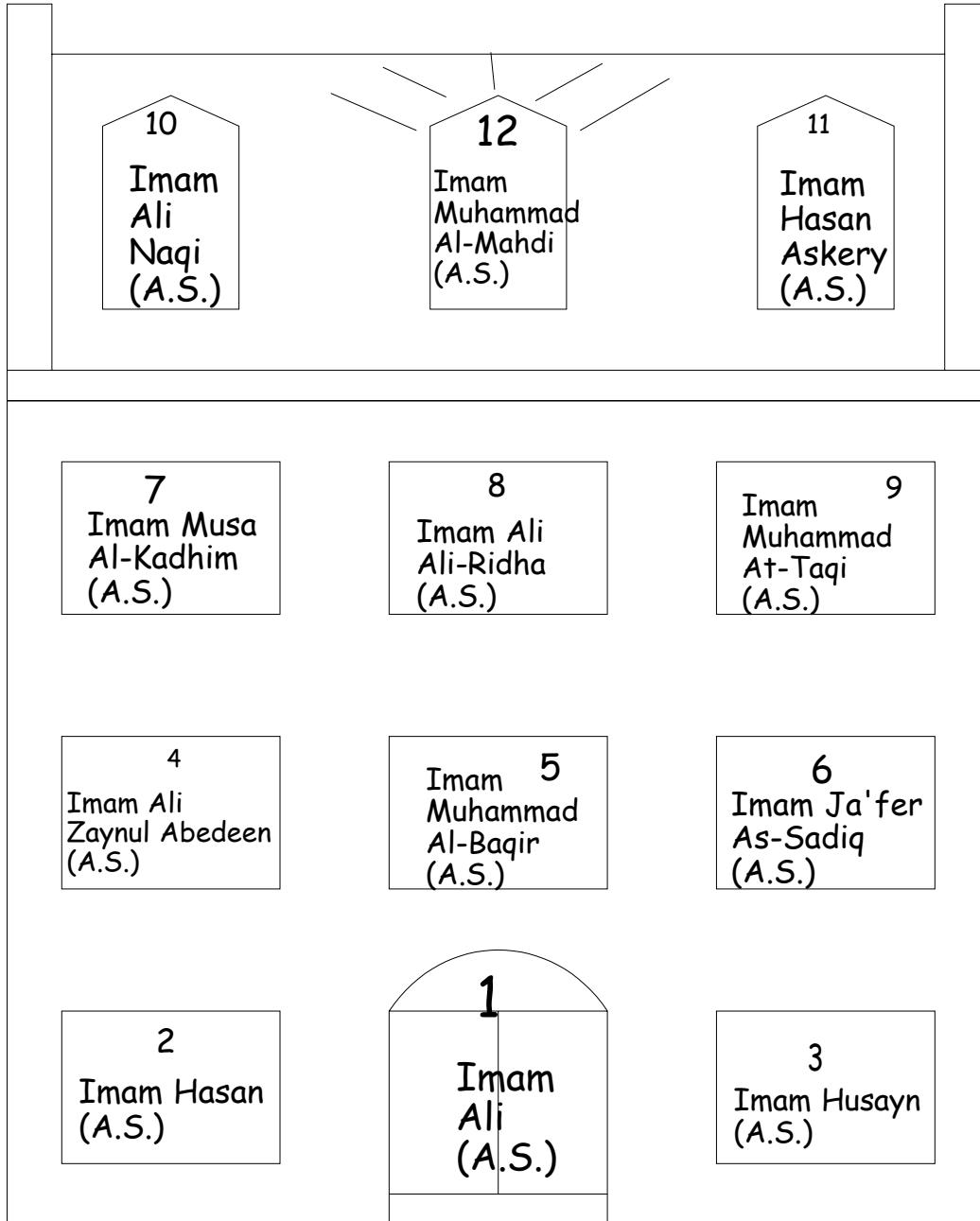


# The tasbeeh of Sayyida Fatima Zahra (A.S.)

Tasbeeh of Bibi Fatima Zahra (A.S.)  
Draw 34 beads for 'Allahu Akber'  
33 beads for 'Alhamdulillah'  
33 beads for 'Subhanallah'

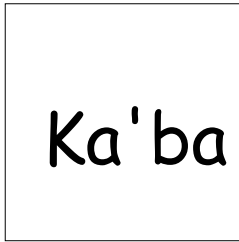


# ASSALAMU ALAYKUM O! MY AIMMA




# Imam Ali (A.S.)

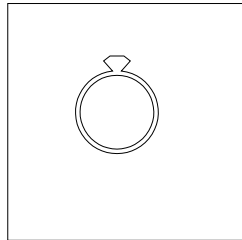
Match the columns



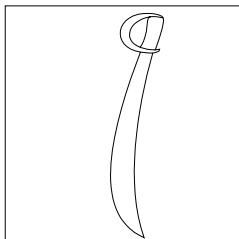
Asadullah which means  
.....of Allah



He was born here.



Zulfikar



He gave this in rukoo to a poor man

# Imam Hasan (A.S.)

Fold a piece of card and draw a heart on the front cover. Write Imam Hasan (A.S.) on it. Colour and decorate the heart.



Write a greeting inside the card .

e.g.

<p>In Hadithe Kisaa, Sayyida Fatima Zahra (A.S.) addressed her son Imam Hasan (A .S) as "<b>Thamarata fuaadiy</b>" -Delight of my heart .</p>	<p>To, My dearest Mummy &amp; Papa,</p> <p>On this day I promise that I will try my best to follow the teachings of my Imam and I hope always to remain your <b>thamarata fuaadiy</b> .</p> <p>Lots &amp; Lots of Love &amp; Duas</p>
---	---

# Imam Husayn (A.S.)

---

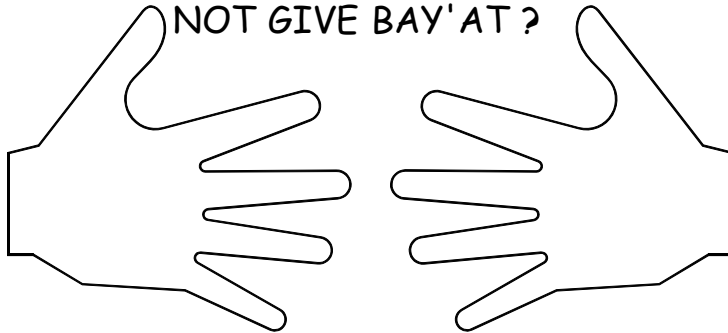
**BAY'AT**  
I promise to follow and obey you !

WHO DO YOU GIVE  
BAY'AT TO?




**NO BAY'AT**  
I will NOT follow and obey you!

TO WHOM WILL YOU  
NOT GIVE BAY'AT ?



One of the titles of  
Imam Ali Zainul Abedeen (A.S.)  
was Sajjad and Syyedus Sajedeen

COLOUR THE SEVEN PARTS WHICH MUST  
TOUCH THE GROUND DURING SIJDA



# NEIGHBOURS



"Those living in 40 houses on either side of you are your neighbours."

You are not a MUSLIM if you go to sleep while your neighbour sleeps hungry."

Imam Ja'fer As-Sadiq (A.S.)



# Imam Ali Ridha (A.S.)


To the hunter with the deer,  
Said my Imam "Have no fear",

"Let her feed her kids,  
She'll return to you after seeing to their needs",

"I'll stand in her place,  
I promise you'll not lose face",

The deer returned as promised by Imam,  
Safely to the hunter who became calm.

Imam is the surety  
To ward off calamity.



Dear Imam Mahdi,

Salaamun Alaykum

I remember you every day and

I pray to Allah to keep me alive until

I meet you and become one of your soldiers.

O Imam !

With these little fingerprints of mine

I promise you that I shall try my best to keep

you happy;

By praying in time,

By listening to mummy and pappa,

By helping others and being kind to them and

By obeying Allah.

Please help me be a good Muslim.

Fi amanillah

Forever your follower,

# PRESCHOOL WORKBOOK

This Workbook contains Worksheets to be used in conjunction with the lessons in the PreSchool Manual.

If you have any comments, suggestions or queries, please write to the address below.

**HUJJAT SATURDAY WORKSHOP  
Husaini Shia Islamic Centre  
Wood Lane  
Stanmore  
Middx HA7 4LQ  
<http://www.hujjat-workshop.org>**

WORKBOOK - 5 YEARS OLD


BLANK PAGE

# STUDENTS WORKBOOK

بِسْمِ اللَّهِ الرَّحْمَنِ الرَّحِيمِ

## ISLAM IS MY RELIGION

U.K. RECEPTION (4/5 YEARS)

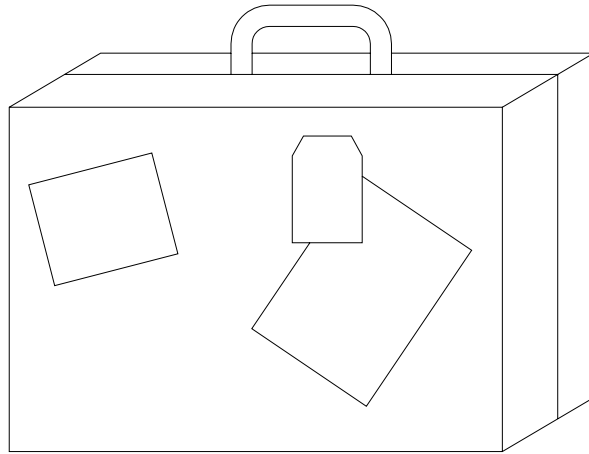


HUJJAT SATURDAY WORKSHOP  
Husaini Shia Islamic Centre  
Wood Lane, Stanmore  
HA7 4LQ  
United Kingdom

## TRIP TO JANNA

Ruqayya is packing to go to Janna.

Circle what she needs to pack in her suitcase.



Kalima

Good akhlaq

Salaa

Kafan

Sunglasses

Fasting

Hajj

Naughty deeds

Qur'an

Story books

Duas

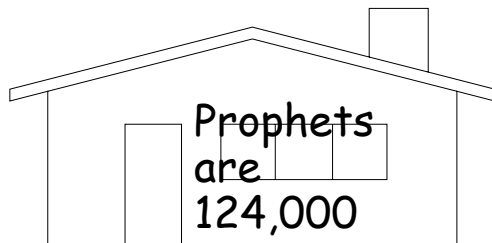


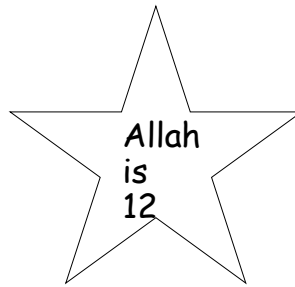
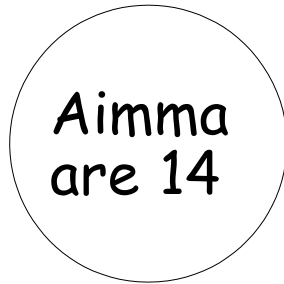
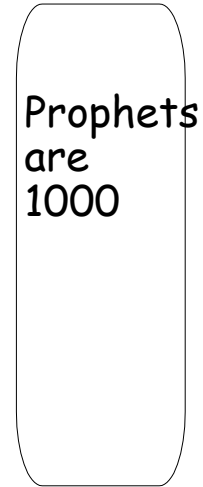
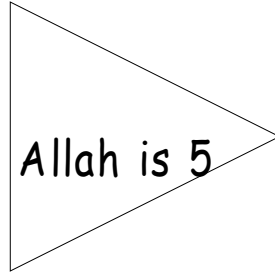
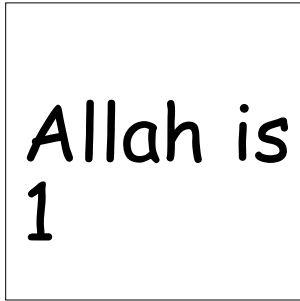
Swimming  
Costume

Sadaqa

Shorts

T shirts



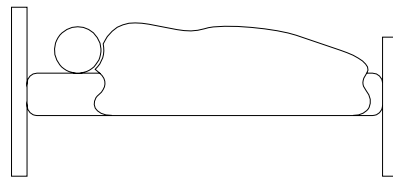
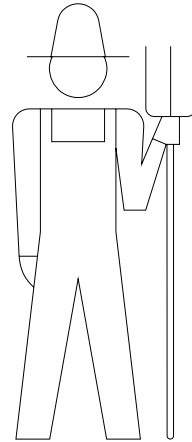
Colour the shape with the correct answer





# I cannot see Allah with my eyes...

Whose footprints made the guest of the farmer believe in Allah?  
Draw the animal! (Refer to the story in your manual - pg 3)  
Colour the pictures



# ANGELS

Draw wings around the names of the four special angels and a picture to show what they do.

Jibrail

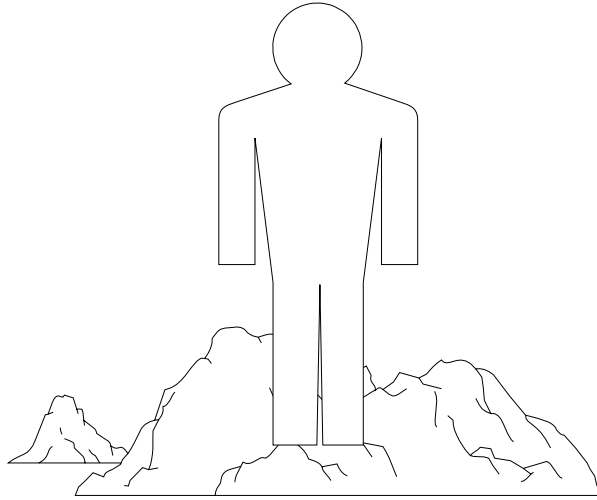
Meekail

Israail


Israfeel

**Colour the pictures**

**Prophet Adam (A.S.) was made from earth**



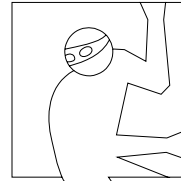
**Shaytan is made from fire**




## MATCH THE COLUMNS

	No of Rakats
Maghrib Salaa	4
Asr Salaa	3
Fajr Salaa	4
Eisha Salaa	2
Dhuhr Salaa	4

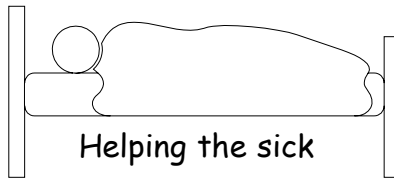
Colour the things you will use your hands for to help others.




Stealing



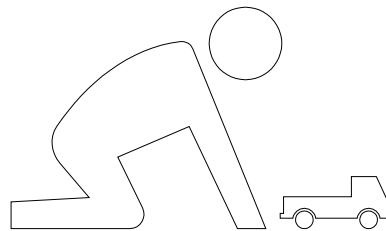
Helping the old



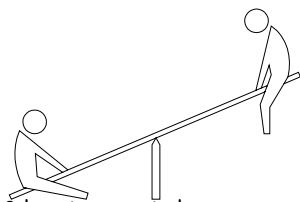
Helping the sick



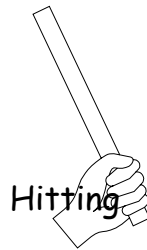
Fighting



Tidying up toys



Playing with younger ones




Hitting



Helping mum

# FRIENDS

Imam Husayn (A.S.) wrote a letter to his friend Habib calling him to Kerbala.



Make a list of your friends and remember them in your duas

.....

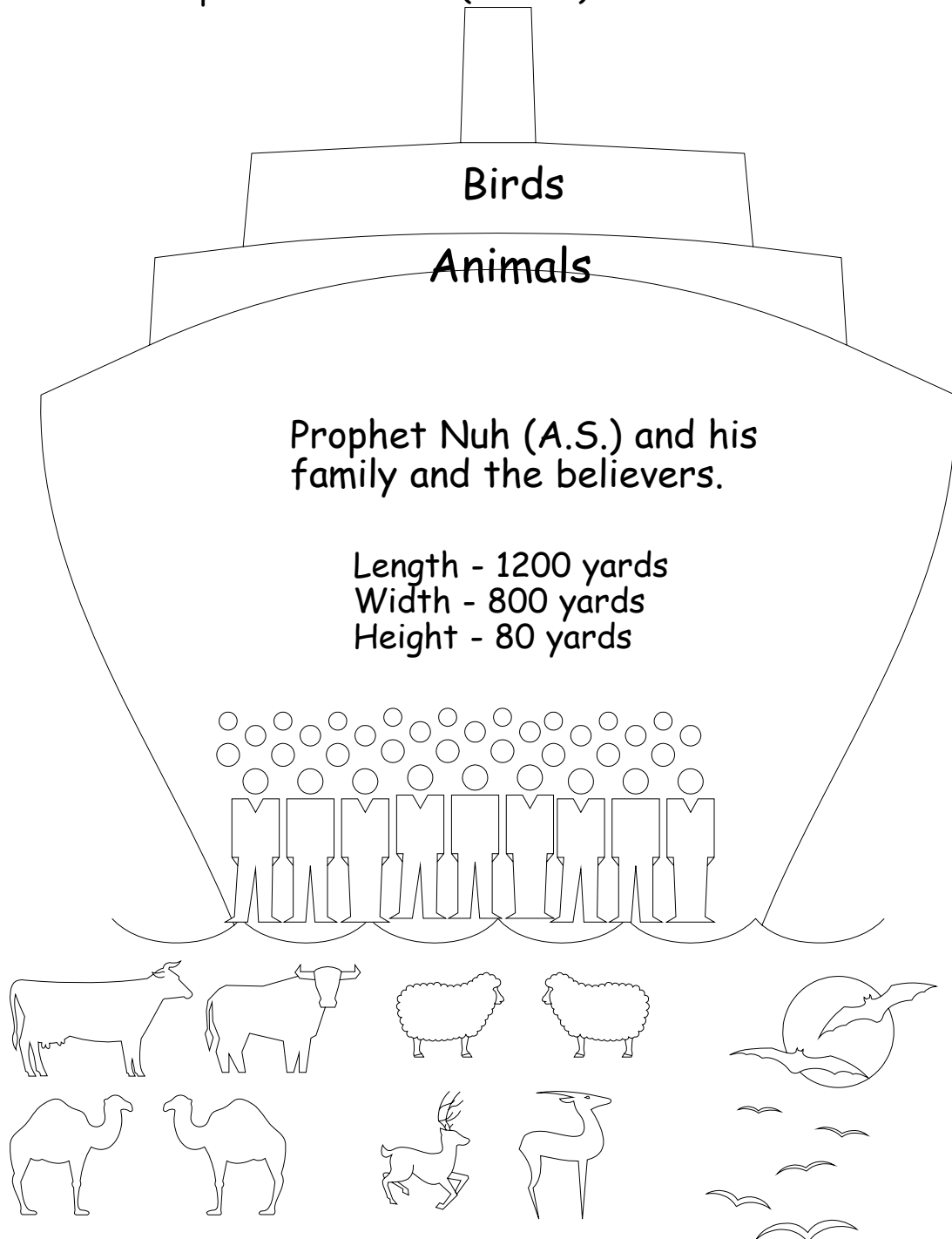
.....

.....

.....

# The Ark of Prophet Nuh (A.S.)

"The likeness of the ahlulbayt is that of the ark of Nuh (A.S.). Whoever gets in it is saved and whoever turns away from it is lost."  
Prophet Muhammad (S.A.W.)



Draw what happened to the fire.

## Prophet Ibraheem (A.S.)

"O fire! be cold and a safety to Ibraheem (A.S.)"  
Suratul Ambiya, aya 69






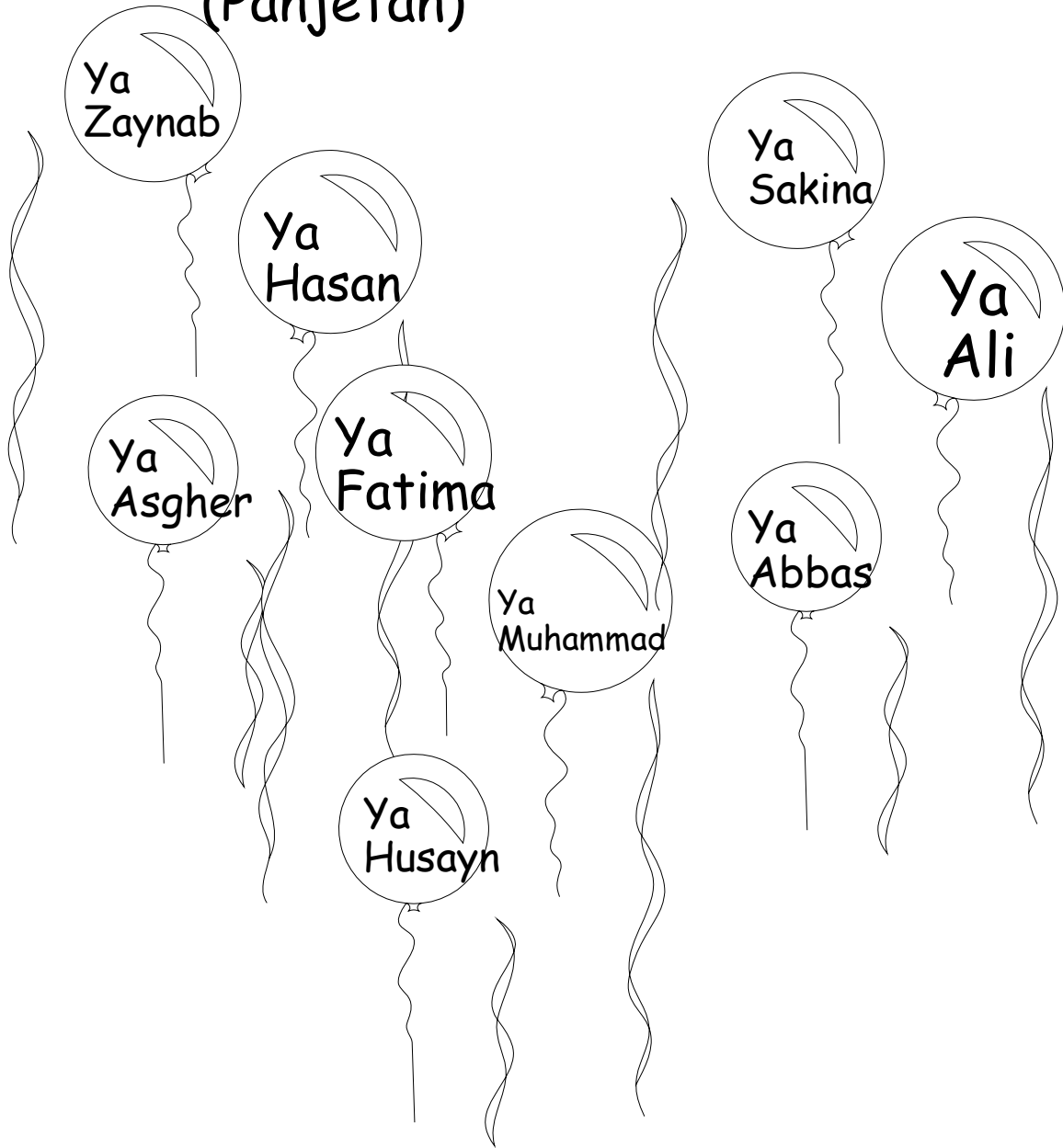
Draw what happened to Prophet Musa's staff when he threw it on the ground.

What happened to his hand when he placed it under his armpit?

### The miracles of Prophet Musa (A.S.)



Colour the balloons which have  
the name of the Ahlul Kisaa  
(Panjetan)



Match the columns



Imam Hasan (A.S.)



Imam Muhammad Taqi (A.S.)



Imam Husayn (A.S.)



Imam Hasan Askery (A.S.)



Imam Ali (A.S.)



Imam Musa Kadhim (A.S.)



Imam Ali Zaynul Abedeen (A.S.)



Imam Ja'fer Sadiq (A.S.)



Imam Muhammad Baqir (A.S.)



Imam Muhammad Mahdi (A.S.)



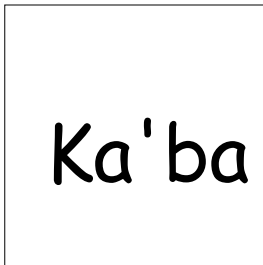
Imam Ali Ridha (A.S.)




Imam Ali Naqi (A.S.)

## Imam Ali (A.S.)

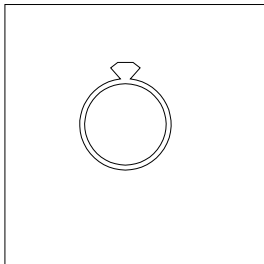
Match the columns



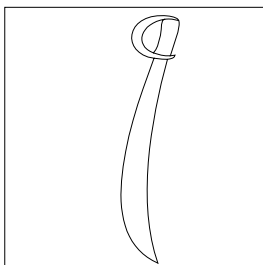
Asadullah which means  
.....of Allah



He was born here.



Zulfikar

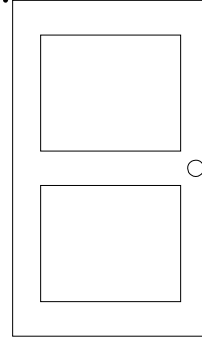


He gave this in rukoo to a poor man

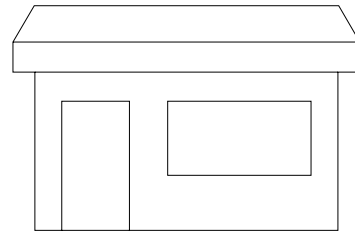
# Wafat of Bibi Fatima Zahra (A.S.)

Join the picture with the event

Baytul Huzn - House built for her by Imam Ali (A.S.) to cry for her father.



Fadak was taken away from her.

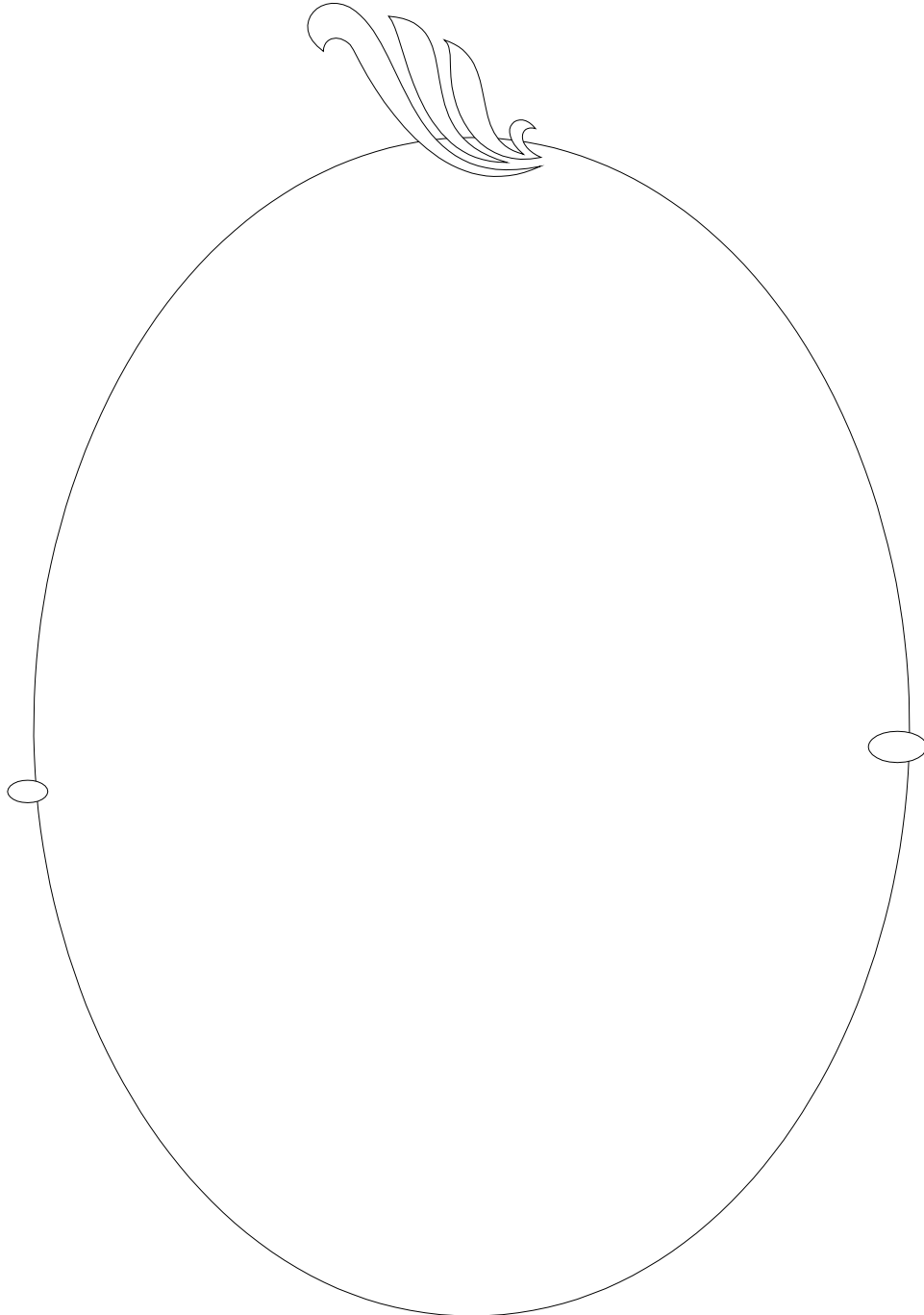


A door was pushed down on Bibi Fatima (A.S.). Baby Muhsin died.




# The tasbeeh of Sayyida Fatima Zahra (A.S.)

Tasbeeh of Bibi Fatima Zahra (A.S.)  
Draw 34 beads for 'Allahu Akber'  
33 beads for 'Alhamdulillah'  
33 beads for 'Subhanallah'




# Imam Husayn (A.S.)

Khak e Shifa



Imam Zaynul Abedeen (A.S.)  
Match the columns


FATHER



MOTHER

Imam Husayn (A.S.)

TITLE



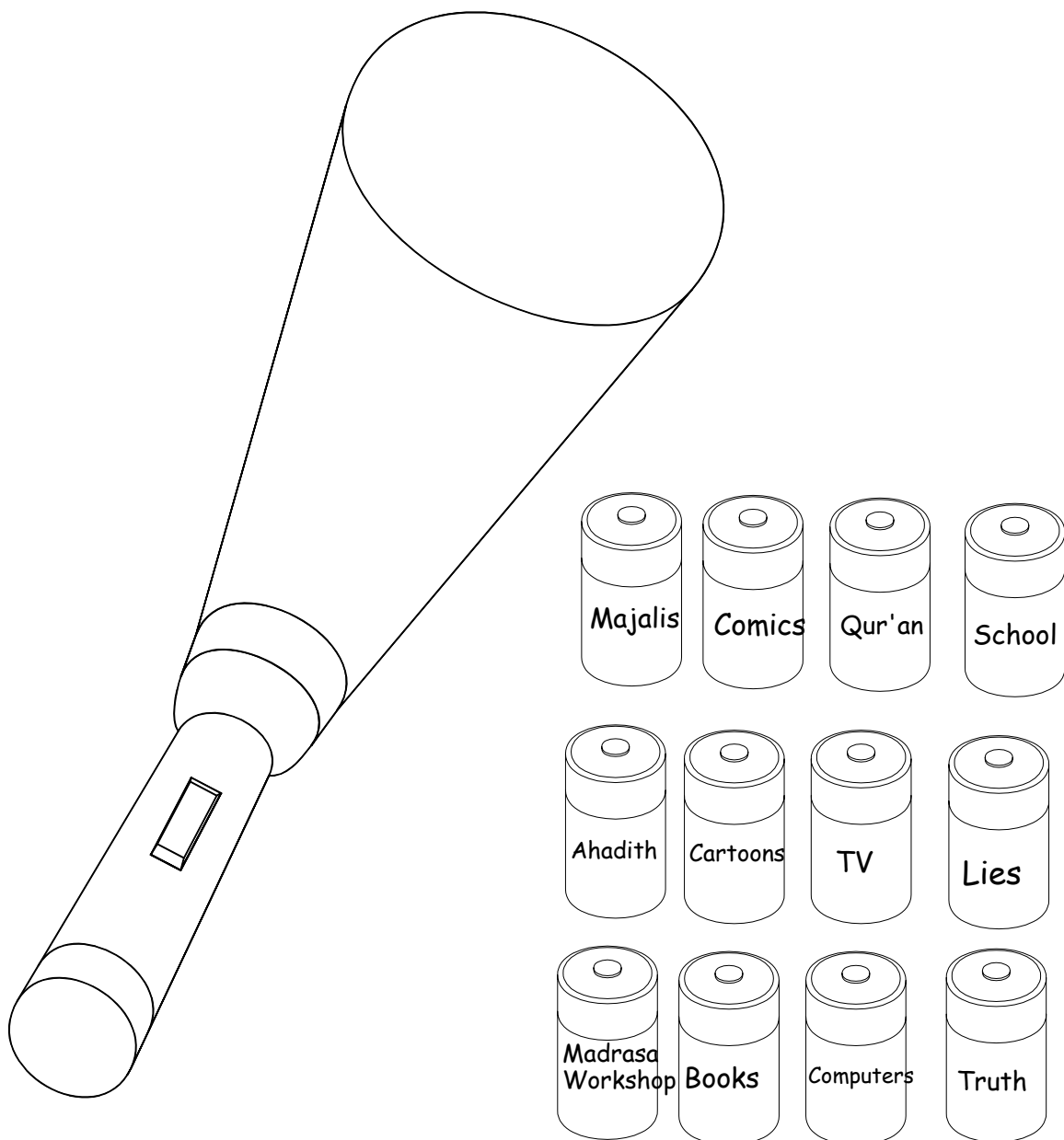
BOOK OF DUAS  
HE WROTE

Zaynul Abedeen



# Imam Muhammad Al-Baqir (A.S.)

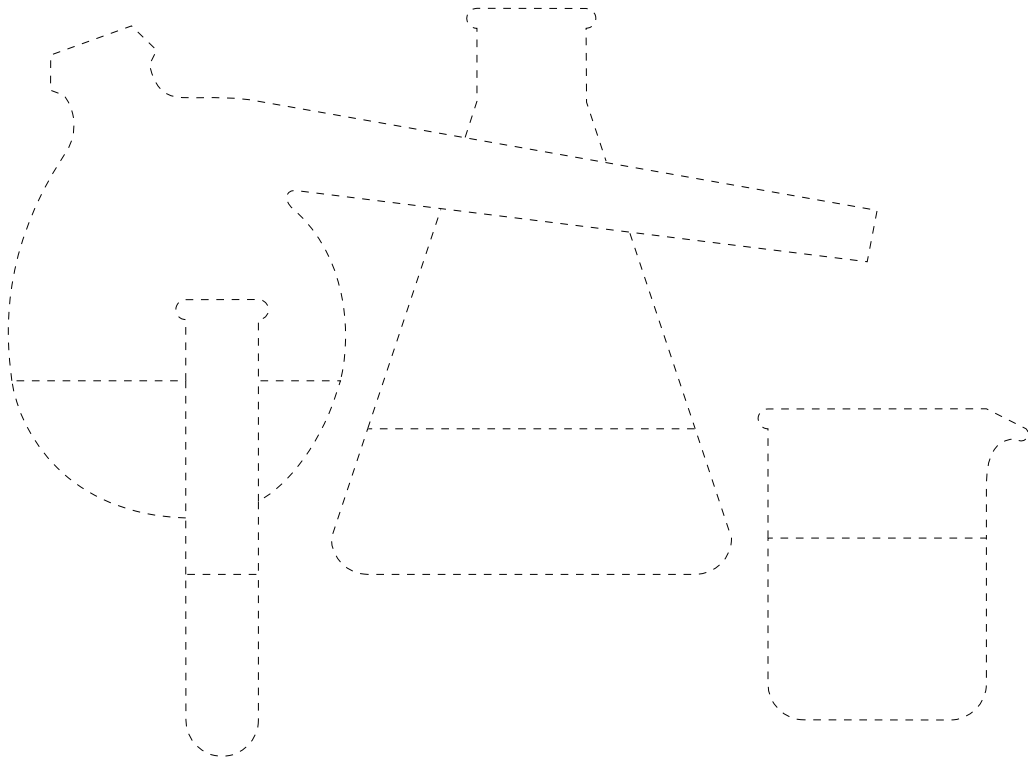
Colour the corret batteries which will produce the light of knowledge



# Imam Ja'fer As-Sadiq (A.S.)

Jabir ibn Hayyan (known as Geber) who is the Father of Chemistry learnt from Imam Ja'fer As-Sadiq (A.S.)


Join the dots and colour the picture



# Imam Musa Al-Kadhim (A.S.)

He is our 7th Imam born on the 7th of Safar so we celebrate his wiladat on the 7th of the 7th month.

Join the dots to find the name of the 7th month



# Imam Ali Ridha (A.S.)


To the hunter with the deer,  
Said my Imam "Have no fear",

"Let her feed her kids,  
She'll return to you after seeing to their needs",

"I'll stand in her place,  
I promise you'll not lose face",

The deer returned as promised by Imam,  
Safely to the hunter who became calm.



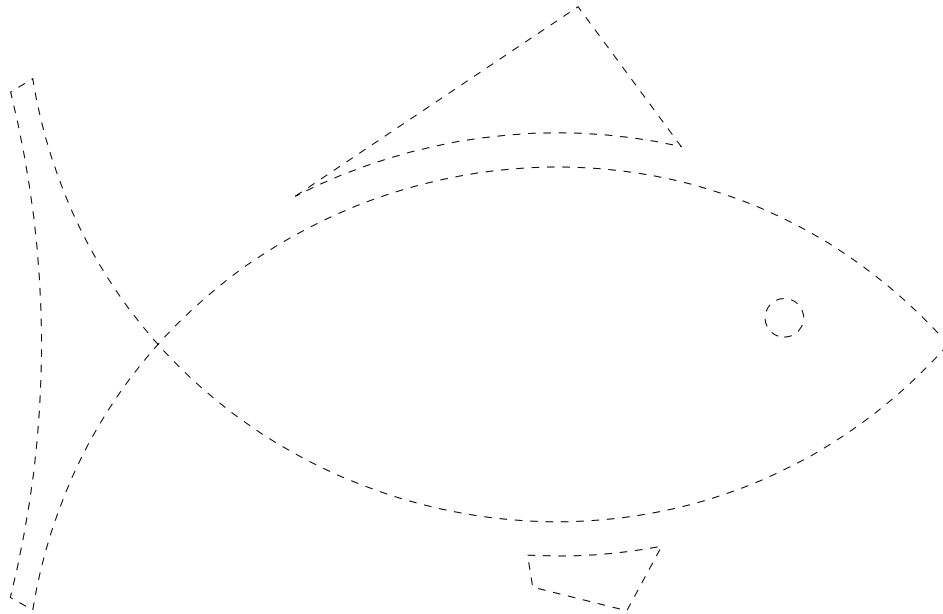
Imam is the surety  
To ward off calamity.



# Imam Muhammad At-Taqi (A.S.)





From the story in your manual (pg 57) - what did Ma'mun have in his hands?

Join the dots and colour the picture




## IMAM ZAMANA (A.S.)

Put the first letter of each picture into the adjacent box to find one of the titles of Imam.




	
	
	
	
<u>I</u> slam	

# The month of Ramadhan

From the sermon of the Prophet (S.A.W.)



Duas



# RECEPTION WORKBOOK

This Workbook contains Worksheets to be used in conjunction with the lessons in the Reception Manual.

If you have any comments, suggestions or queries, please write to the address below.

**HUJJAT SATURDAY WORKSHOP  
Husaini Shia Islamic Centre  
Wood Lane  
Stanmore  
Middx HA7 4LQ  
<http://www.hujjat-workshop.org>**




## Ahlul kisa:

Ahlul kisa are five.

They are:

- Prophet Muhammad (s.a.w.)
- Imam Ali (a.s.)
- Bibi Fatimah (a.s.)
- Imam Hasan (a.s.)
- Imam Hussein (a.s.)



## Work sheet: Ahlul Kisa

In the stars below color,


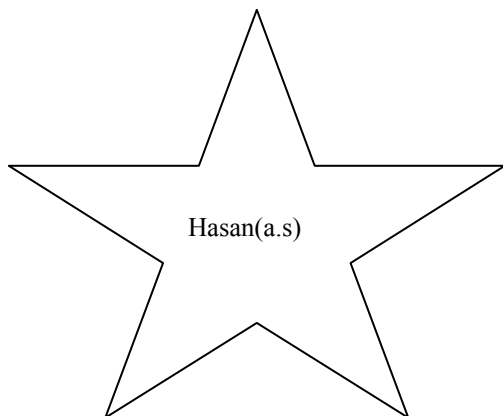

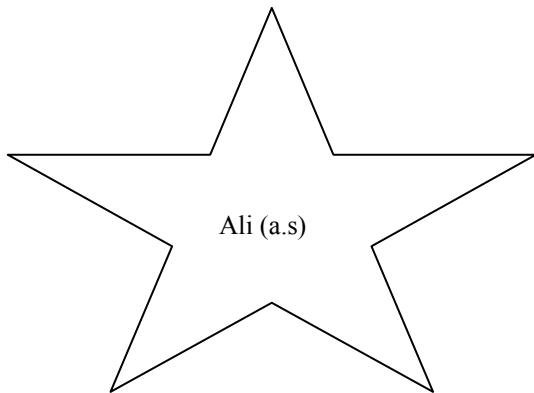
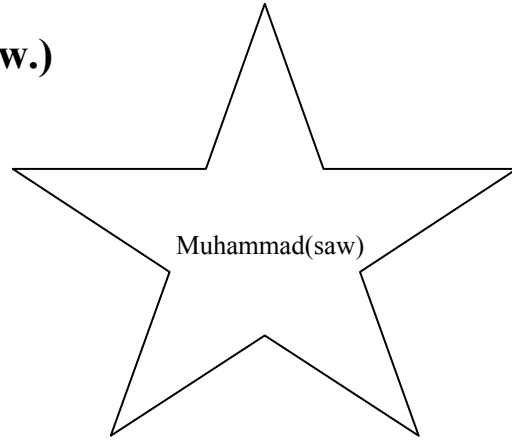
**YELLOW = Prophet Muhammad (s.a.w.)**

BLUE = Imam Ali (a.s.)

PINK = Bibi Fatimah (a.s.)

GREEN = Imam Hasan (a.s)

RED = Imam Husain (a.s.)



## Twelve Imams

The 12 Imams came after our Holy Prophet Muhammad (s.a.w.), as he was the last of the Prophets. Imam means leader.

We also call our 12 Imams **A-immah** which is the plural for Imam

### Names of A-Immah

- 1<sup>st</sup>: Imam Ali (a.s.)
- 2<sup>nd</sup>: Imam Hasan (a.s.)
- 3<sup>rd</sup>: Imam Hussein (a.s.)
- 4<sup>th</sup>: Imam Ali Zainul Abideen (a.s.)
- 5<sup>th</sup>: Imam Muhammad Al-Baqir (a.s.)
- 6<sup>th</sup>: Imam Ja'far As-Sadiq (a.s.)
- 7<sup>th</sup>: Imam Musa Al-Kadhim (a.s.)
- 8<sup>th</sup>: Imam Ali Ar-Ridha (a.s.)
- 9<sup>th</sup>: Imam Muhammad At-Taqi (a.s.)
- 10<sup>th</sup>: Imam Ali An-Naqi (a.s.)
- 11<sup>th</sup>: Imam Hasan Al-Askari (a.s.)
- 12<sup>th</sup>: Imam Muhammad Al-Mahdi (a.s.)

### 3.1 Worksheet: Twelve Imams

Join the Imam's name with the right number box.

Imam Ali (a.s.)

1

Imam Husain (a.s.)

2

Imam Musa Al-Kadhim (a.s.)

3

Imam Muhammad At-Taqi (a.s.)

4

Imam Muhammad Al-Mahdi (a.s.)

5

Imam Muhammad Al-Baqir (a.s.)

6

Imam Ali Zainul Abideen (a.s.)

7

Imam Ali Ar-Ridha (a.s.)

8

Imam Ja'far As-Sadiq (a.s.)

9

Imam Hasan Al-Askari (a.s.)

10


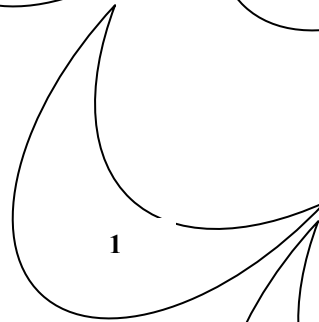
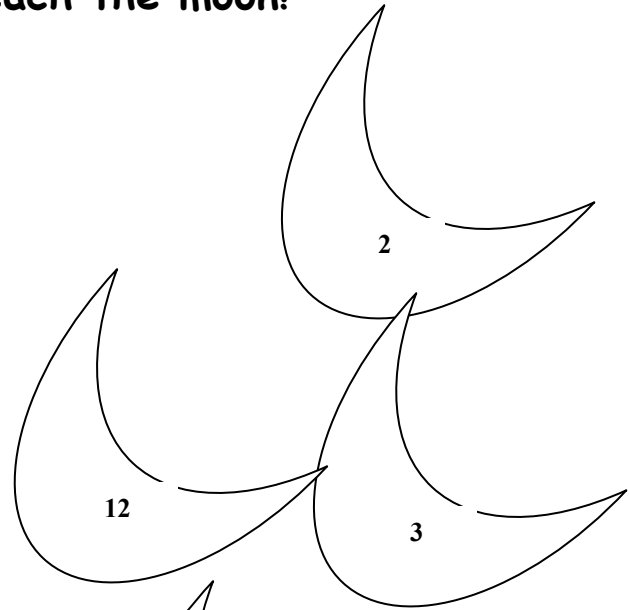
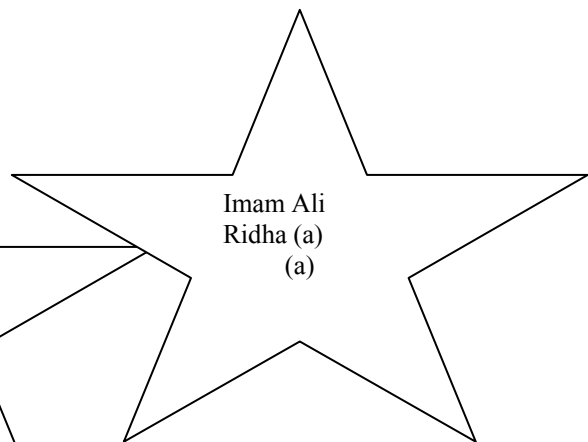
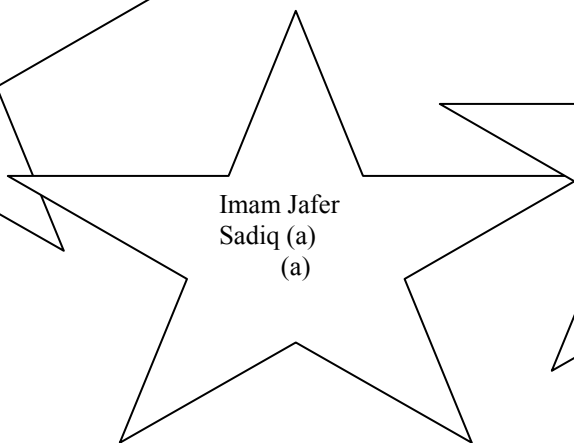
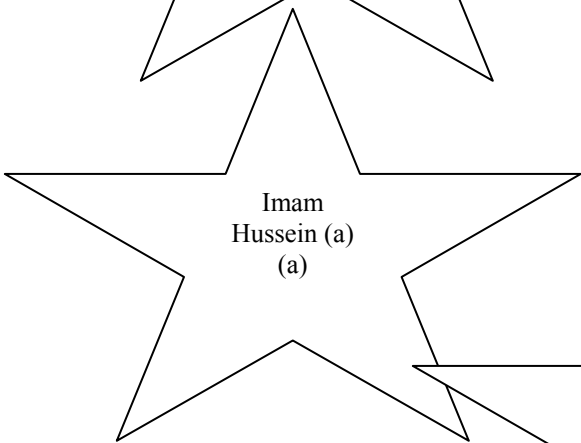
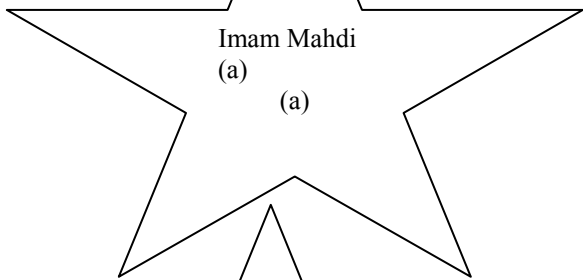
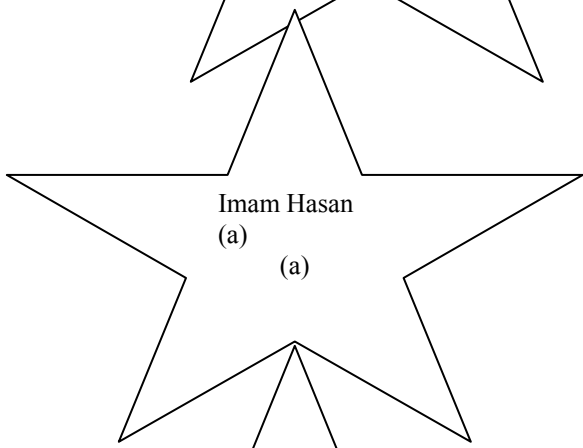
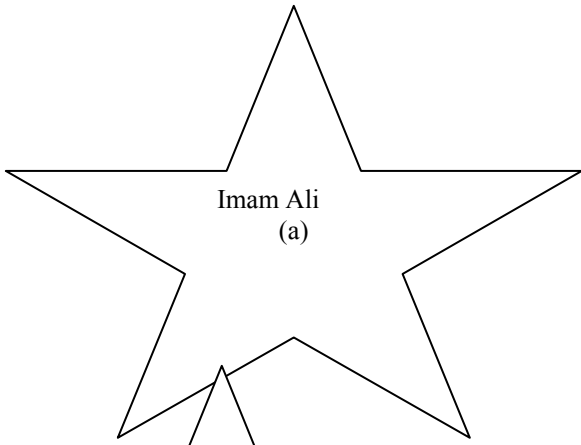
Imam Hasan (a.s.)

11

Imam Ali An-Naqi (a.s.)

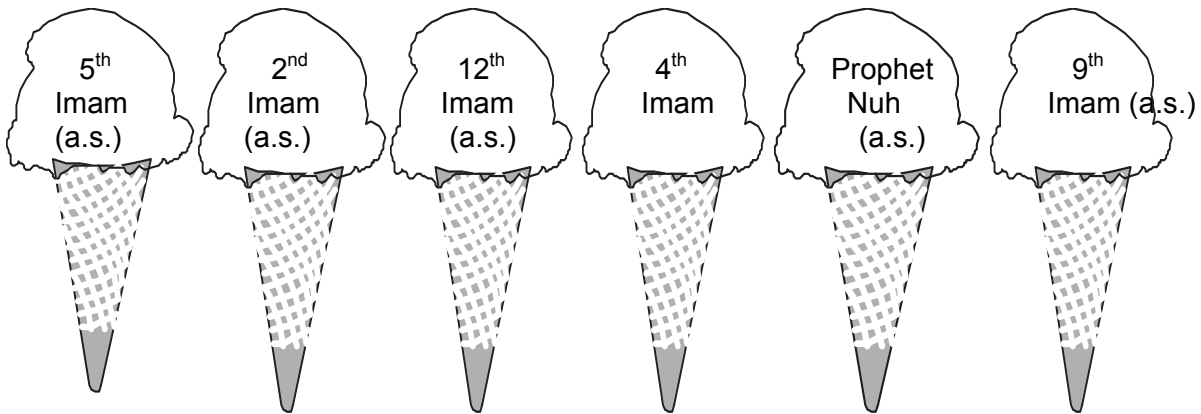

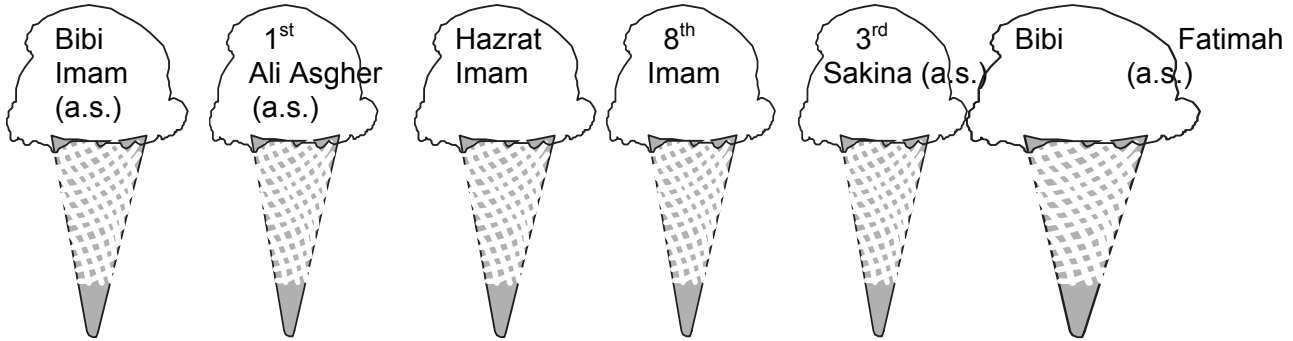
12

# Worksheet: Help the stars reach the moon!




# Worksheet: Fourteen Masumeen (a):


Only colour in the ice-cream with the name of one of the 14 Ma'sumeen in it.





★ Masumeen ★





**Prophet Muhammad  
(s) was born on  
17<sup>th</sup> Rabi ul Awwal**



Our prophet was called by these titles

al-Amin


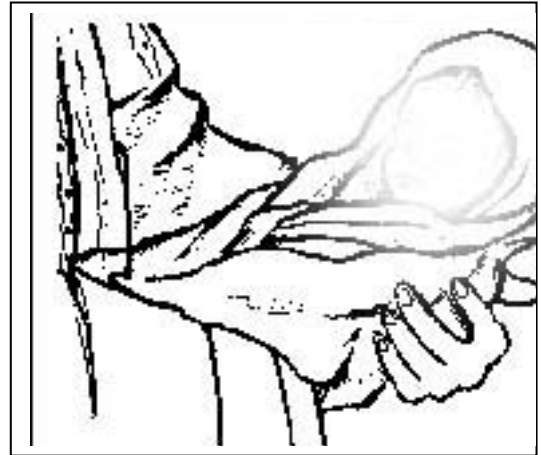
Trustworthy

as-Sadiq

Truthful

Our Holy Prophet Muhammad was brought up by:

1. Halima
2. Grandfather Abdul Muttalib
3. Uncle & Aunt - Abu Talib & Fatima Binte Asad



THE NAME OF PROPHET MUHAMMAD'S FATHER IS:


A \_ \_ \_ L L \_ H

THE NAME OF PROPHET MUHAMMAD'S MOTHER is:


A M \_ \_ A

**Color the correct sun.**


**The birthday of our Holy Prophet Muhammad (saw) is:**



**FRIDAY 13<sup>TH</sup> RABIUL AWWAL**




**FRIDAY 17<sup>TH</sup> RABIUL AWWAL**




**FRIDAY 15<sup>TH</sup> RABIUL AWWAL**


**He was born in \_\_\_\_\_**



**YEMEN**



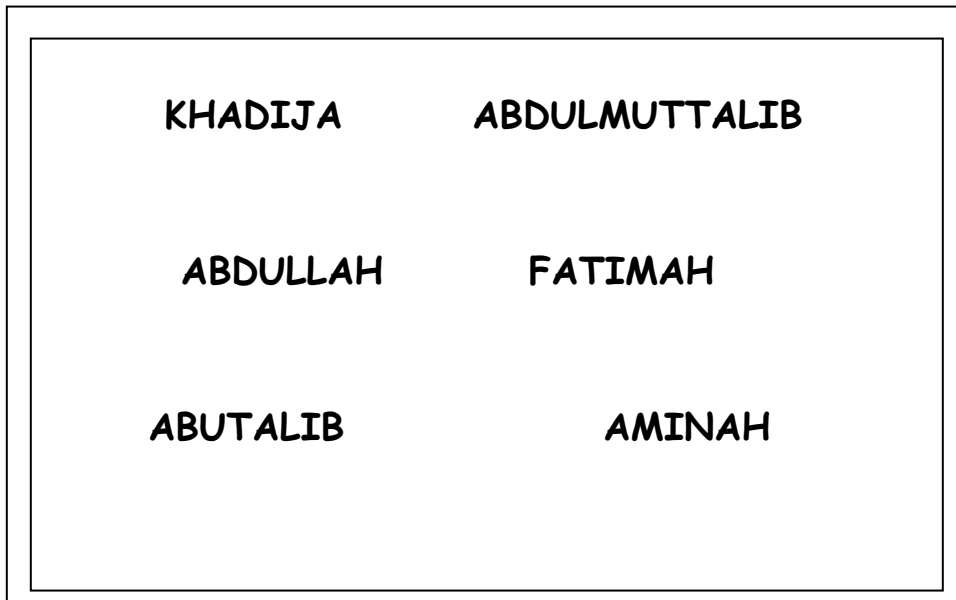
**MEDINA**



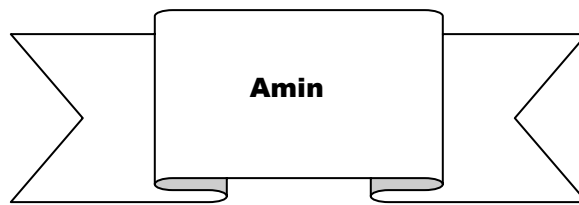
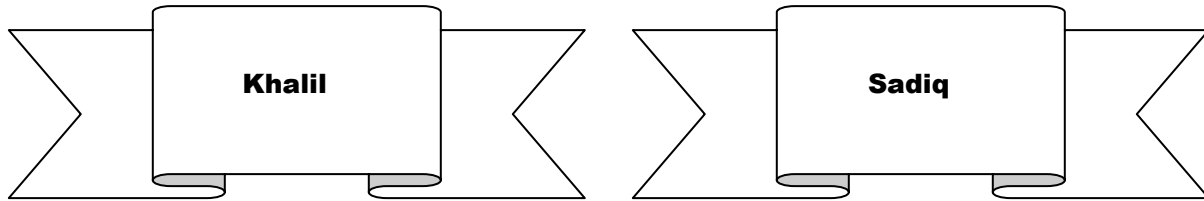
**MECCA**

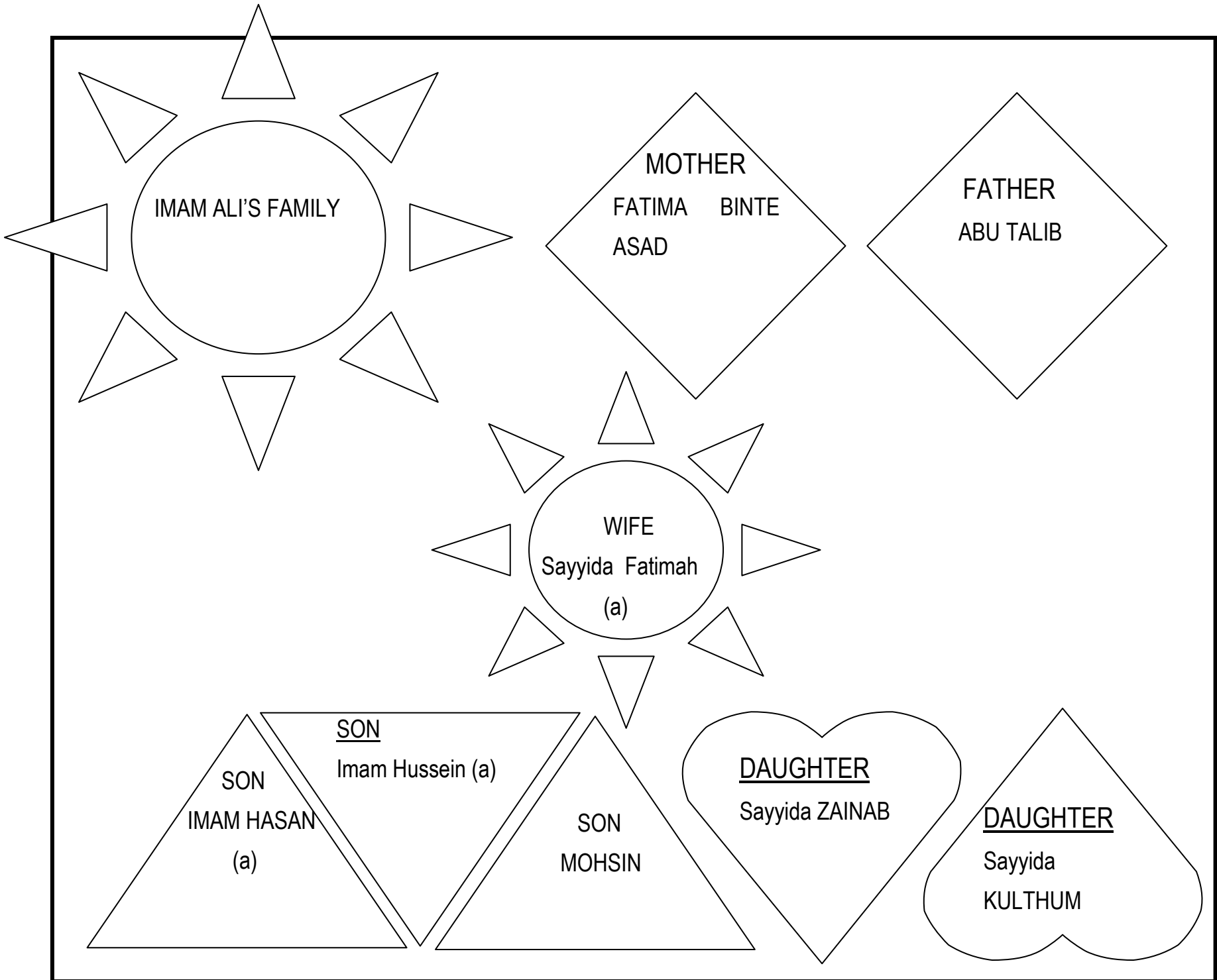
## Find the correct names.

1. Prophet Muhammad's (saw) father      **A \_ \_ \_ U \_ \_ \_ AH**
2. Prophet Muhammad's daughter      **F \_ \_ T \_ \_ \_ AH**
3. Prophet Muhammad's (saw) grandfather      **A \_ D \_ L \_ \_ T T \_ \_ L \_ \_ B**
4. Prophet Muhammad's (saw) Mother      **A \_ \_ \_ N \_ \_ H**
5. Prophet Muhammad's (saw) Uncle      **A \_ \_ U T \_ \_ L \_ \_ B**
6. Prophet Muhammad's (saw) wife      **K \_ \_ A \_ \_ \_ JA**



## Color the titles of Prophet Muhammad (s)





## Worksheet: Imam Ali (a)

FATHER

MOTHER

WIFE

SON

SON

SON

DAUGHTER

DAUGHTER

COUSIN &  
FATHER-IN-LAW

1. IMAM HUSAIN

2. BIBI FATIMA

3. PROPHET MUHAMMAD

4. IMAM HASAN

5. MOHSIN

6. ABU TALIB

7. FATIMA BINTE ASAD

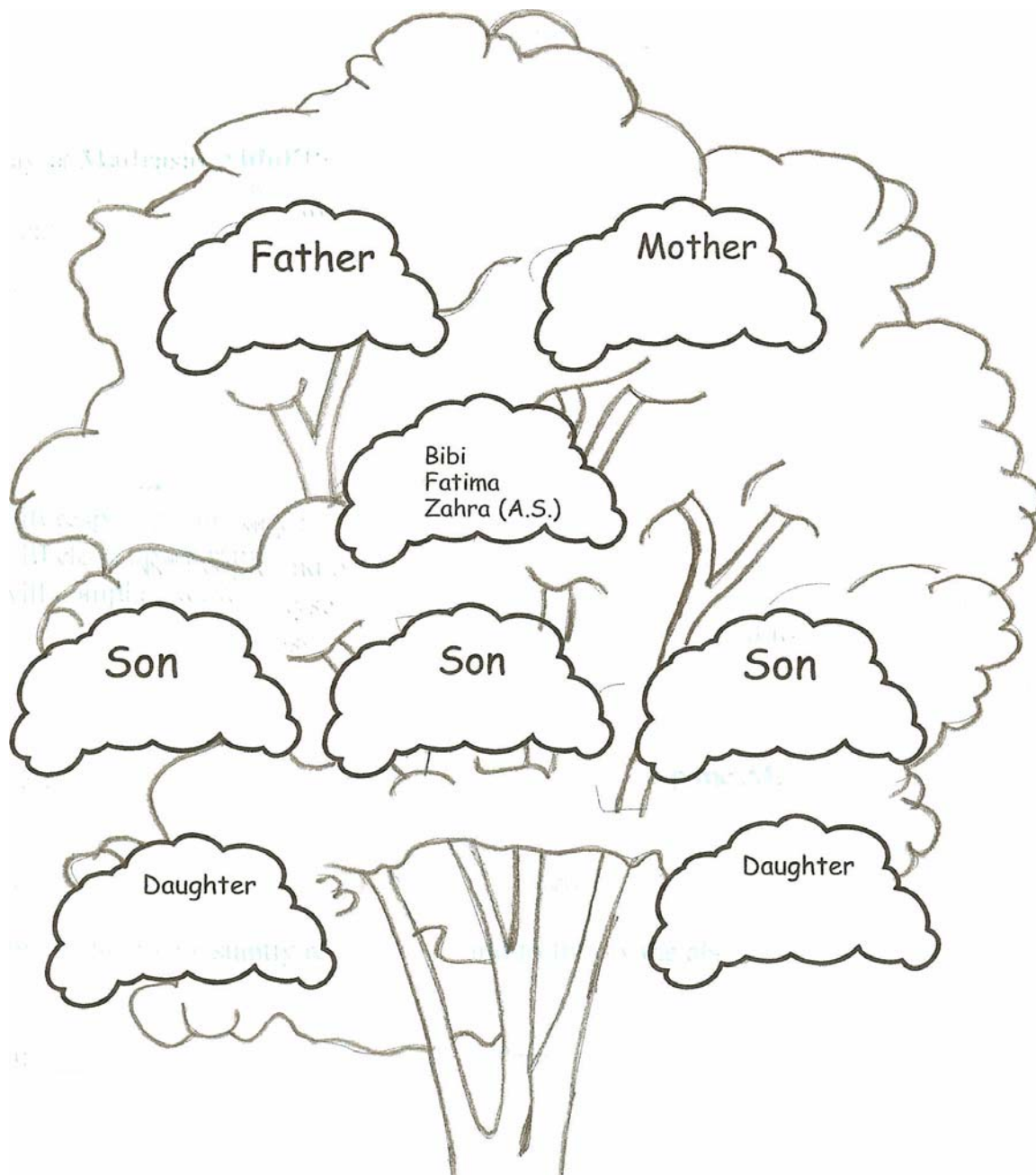
8. BIBI KULTHUM



**IMAM ALI** was born on  
Friday,  
the 13th \_\_\_\_\_ ,  
in the Holy \_\_\_\_\_ .



# Worksheet: Sayyida Fatimah Az Zehra (a)



**Sayyida Fatimah Zehra (a)**

**Color the beads saying:**

- Allahu Akbar 34 times,
- Alhamdulillah 33 times, and
- Subhanallah 33 times.




## Arabic Alphabets





# ALIF

Color in the Harf Alif and then write as many Alif on the lines below as you can, remember to say the name alif each time you write it.



---

---

---

---

---

---

---

---



# BAA

Color in the Harf Baa and then write as many Baa's on the lines below as you can, remember to say the name Baa each time you write it.



---

---

---

---

---

---

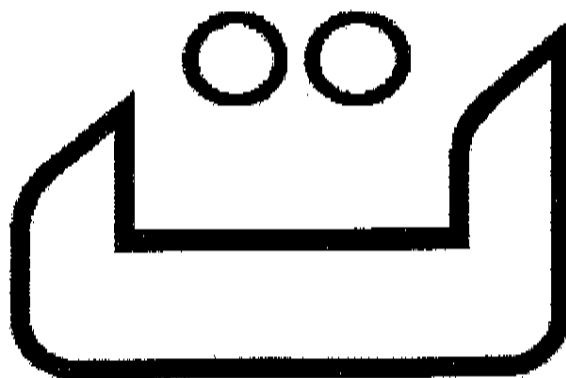
---

---



# TAA

Color in the Harf Taa and then write as many Taa's on the lines below as you can, remember to say the name Taa each time you write it.



---

---

---

---

---

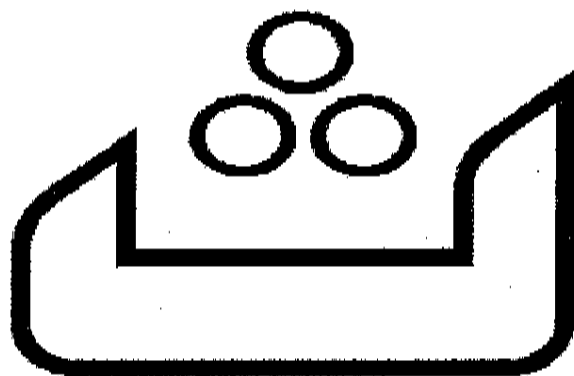
---

---

---

# THAA

Color in the Harf Thaa and then write as many Thaa's on the lines below as you can, remember to say the name Thaa each time you write it.



---

---

---

---

---

---

---

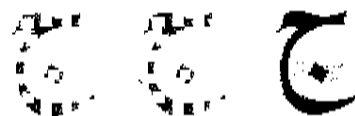
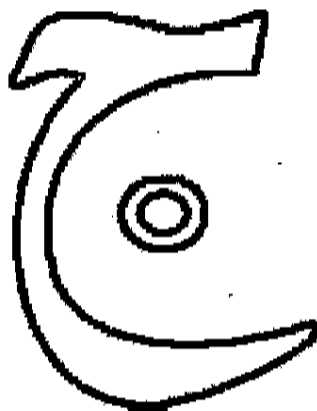
---





# JIM

Color in the Harf Jjim and then write as many Jjim's on the lines below as you can, remember to say the name Jjim each time you write it.



---

---

---

---

---

---


---

---



# HAA

Color in the Harf Haa and then write as many Haa's on the lines below as you can, remember to say the name Haa each time you write it.



---

---

---

---

---

---

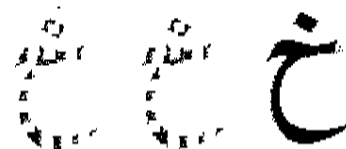
---

---

---

# KHAA

Color in the Harf Khaa and then write as many Khaa's on the lines below as you can, remember to say the name Khaa each time you write it.




---

---

---


---

---



# DAAL

Color in the Harf Daal and then write as many Daal's on the lines below as you can, remember to say the name Daal each time you write it.



---

---

---

---

---

---


---

---



# DHAAL

Color in the Harf Dhaal and then write as many Dhaal's on the lines below as you can, remember to say the name Dhaal each time you write it.



---

---

---

---

---

---


---

---



# RAA

Color in the Harf Raa and then write as many Raa's on the lines below as you can, remember to say the name Raa each time you write it.



---

---

---

---

---

---



# ZAA

Color in the Harf Zaa and then write as many Zaa's on the lines below as you can, remember to say the name Zaa each time you write it.



Four sets of horizontal lines for writing practice, each consisting of a top line and a bottom line, providing space for the student to write the letter 'Zaa' multiple times.

**SIIN**

Color in the Harf Siin and then write as many Siin's on the lines below as you can, remember to say the name Siin each time you write it.



---

---

---

---

---

---

---

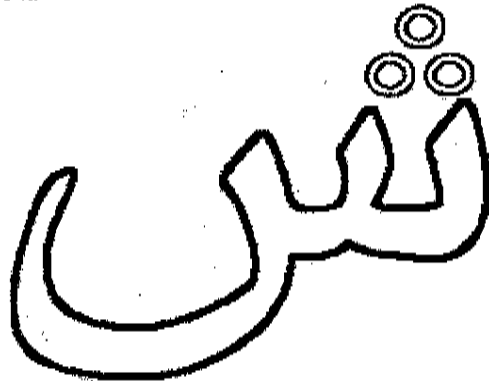
---





# SHIIN

Color in the Harf Shiin and then write as many Shiin's on the lines below as you can, remember to say the name Shiin each time you write it.



---

---

---

---

---

---

---

---

**SAAD**

Color in the Harf Saad and then write as many Saad's on the lines below as you can, remember to say the name Saad each time you write it.



---

---

---

---

---

---


---

---



# DHAAD

Color in the Harf Dhaad and then write as many Dhaad's on the lines below as you can, remember to say the name Dhaad each time you write it.



---

---

---

---

---


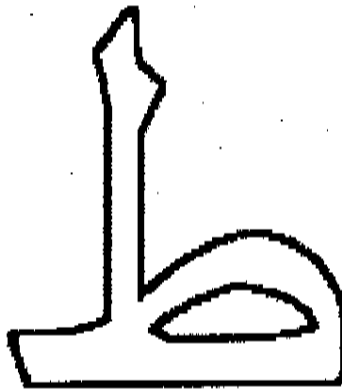
---

---

---

# TAA

Color in the Harf Taa and then write as many Taa's on the lines below as you can, remember to say the name Taa each time you write it.



---

---

---

---

---

---

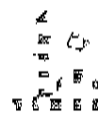
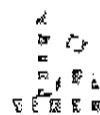
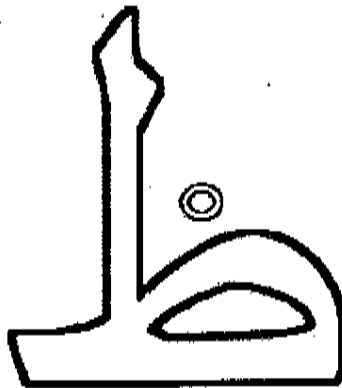
---

---



# ZAA

Color in the Harf Zaa and then write as many Zaa's on the lines below as you can, remember to say the name Zaa each time you write it.



---

---

---

---

---

---


---

---



**AIN**

Color in the Harf Ain and then write as many Ain's on the lines below as you can, remember to say the name Ain each time you write it.



---

---

---

---

---

---

---

---



# GHAIN

Color in the Harf Ghain and then write as many Ghain's on the lines below as you can, remember to say the name Ghain each time you write it.



---

---

---

---

---

---


---

---



# FAA

Color in the Harf Faa and then write as many Faa's on the lines below as you can, remember to say the name Faa each time you write it.



---

---

---

---

---

---

---

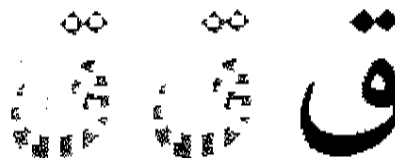
---





# QAF

Color in the Harf Qaf and then write as many Qaf's on the lines below as you can, remember to say the name Qaf each time you write it.



---

---

---

---

---


---

---

---

**KAF**

Color in the Harf Kaf and then write as many Kaf's on the lines below as you can, remember to say the name Kaf each time you write it.



---

---

---

---

---

---



---

---

Arabic Worksheet 24

**LAM**

Color in the Harf Lam and then write as many Lam's on the lines below as you can, remember to say the name Lam each time you write it.



---

---

---

---

---

---

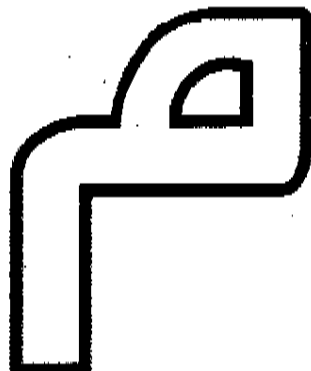
---

---



# MIIM

Color in the Harf Miim and then write as many Miim's on the lines below as you can, remember to say the name Miim each time you write it.



---

---

---

---

---

---


---

---



# NUUN

Color in the Harf Nuun and then write as many Nuun's on the lines below as you can, remember to say the name Nuun each time you write it.



---

---

---

---

---


---

---

---

**WAW**

Color in the Harf Waw and then write as many Waw's on the lines below as you can, remember to say the name Waw each time you write it.



---

---

---

---

---

---

---

---



# HAA

Color in the Harf Haa and then write as many Haa's on the lines below as you can, remember to say the name Haa each time you write it.



---

---

---

---

---

---

---

---



# YAA

Color in the Harf Yaa and then write as many Yaa's on the lines below as you can, remember to say the name Yaa each time you write it.



---

---

---

---

---

---

---

---



Worksheet


## DOTWORK


Color the letters with one dot (•) in blue, two dots (••) in Red and three dots (•••) in Green.


ا	ب	ت
ث	ج	ح
د	ر	ذ
ر	ز	س
ش	ح	ص
ط	ظ	ع
ل	ف	ق
ك	ل	م
ن	و	ه
ي		

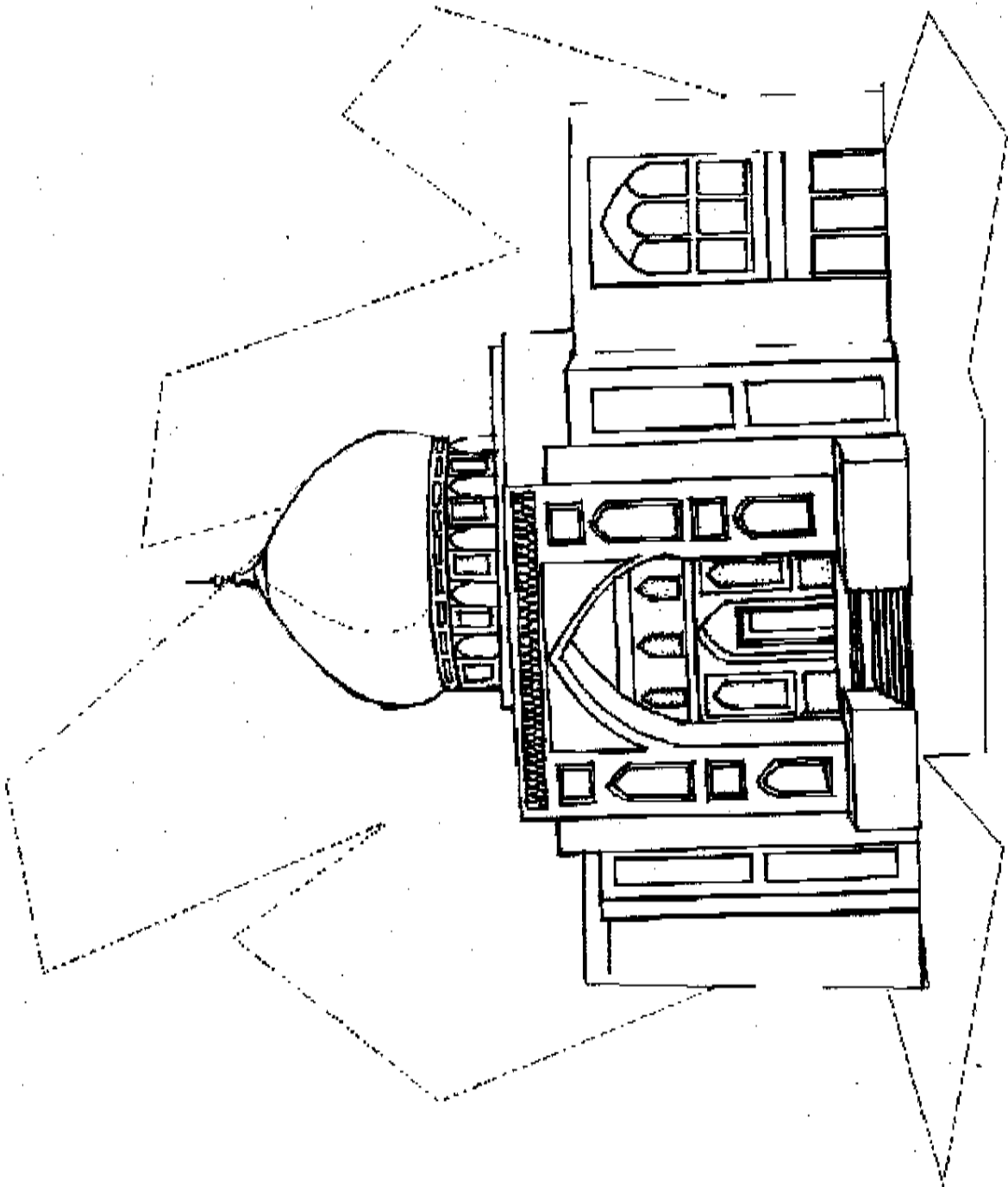
# COLORING BOOK


BLANK PAGE






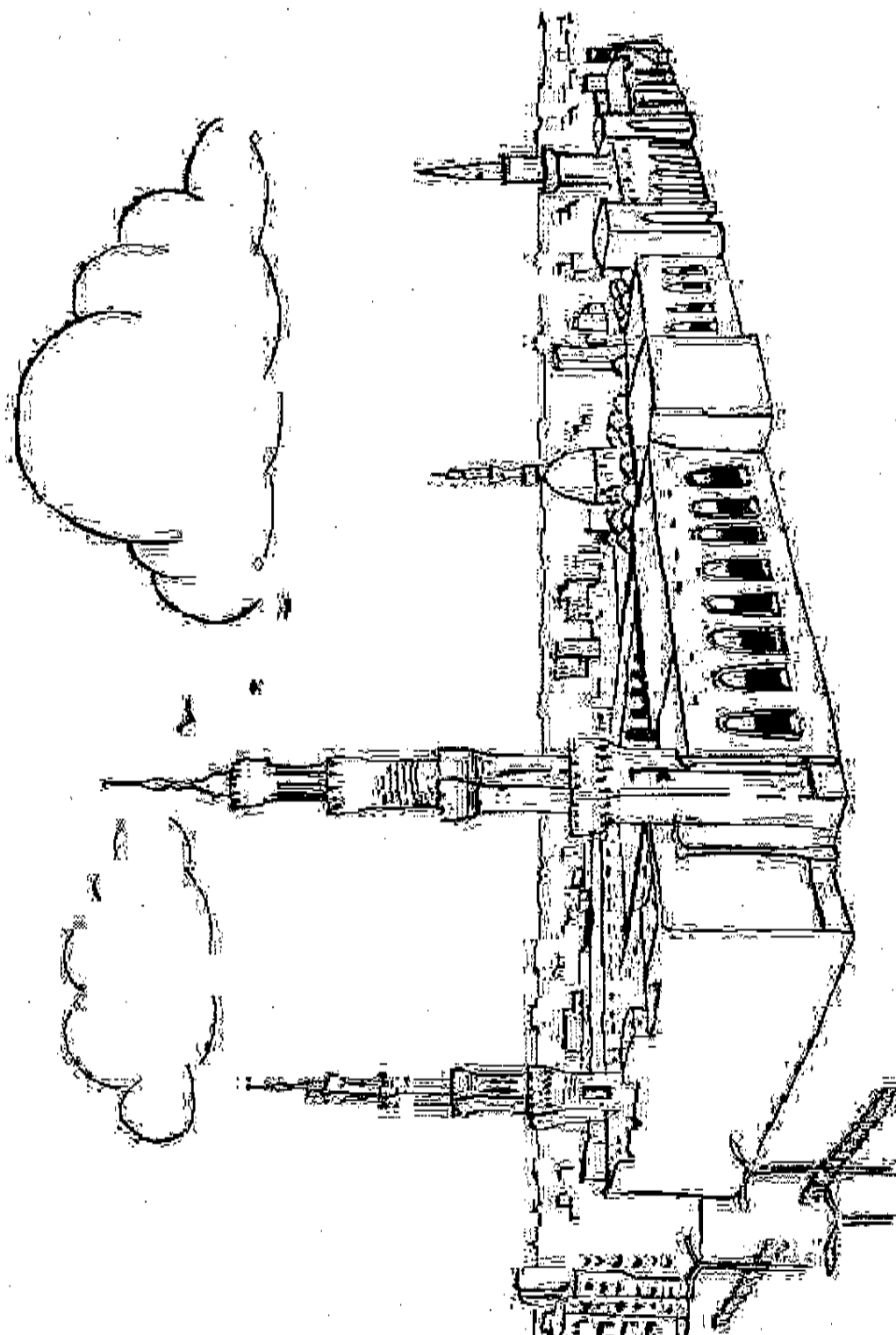










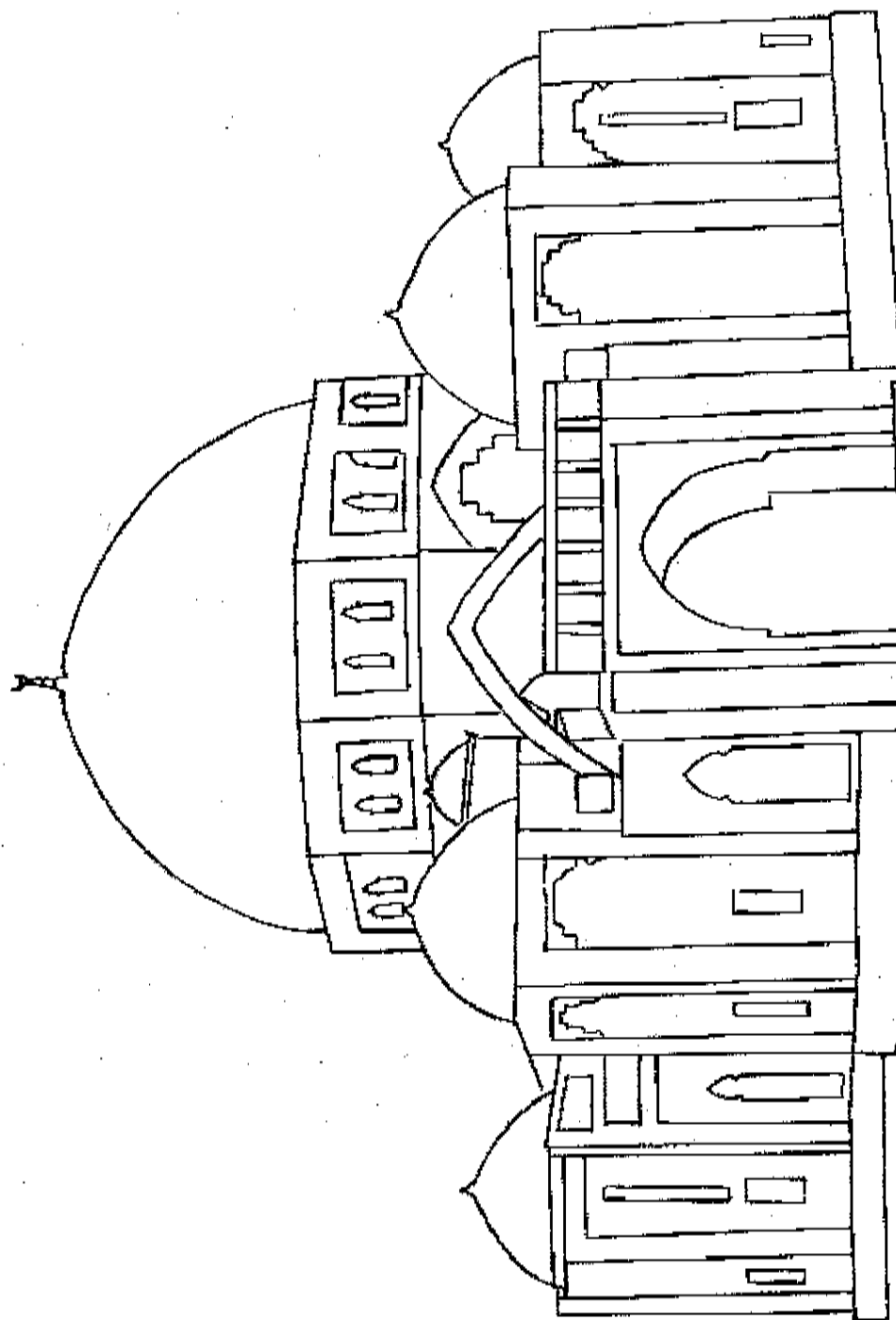





Mosque of the Holy Prophet (pbuh) - Madinah








### The Green Dome




### The Holy Ka'aba - Makkah






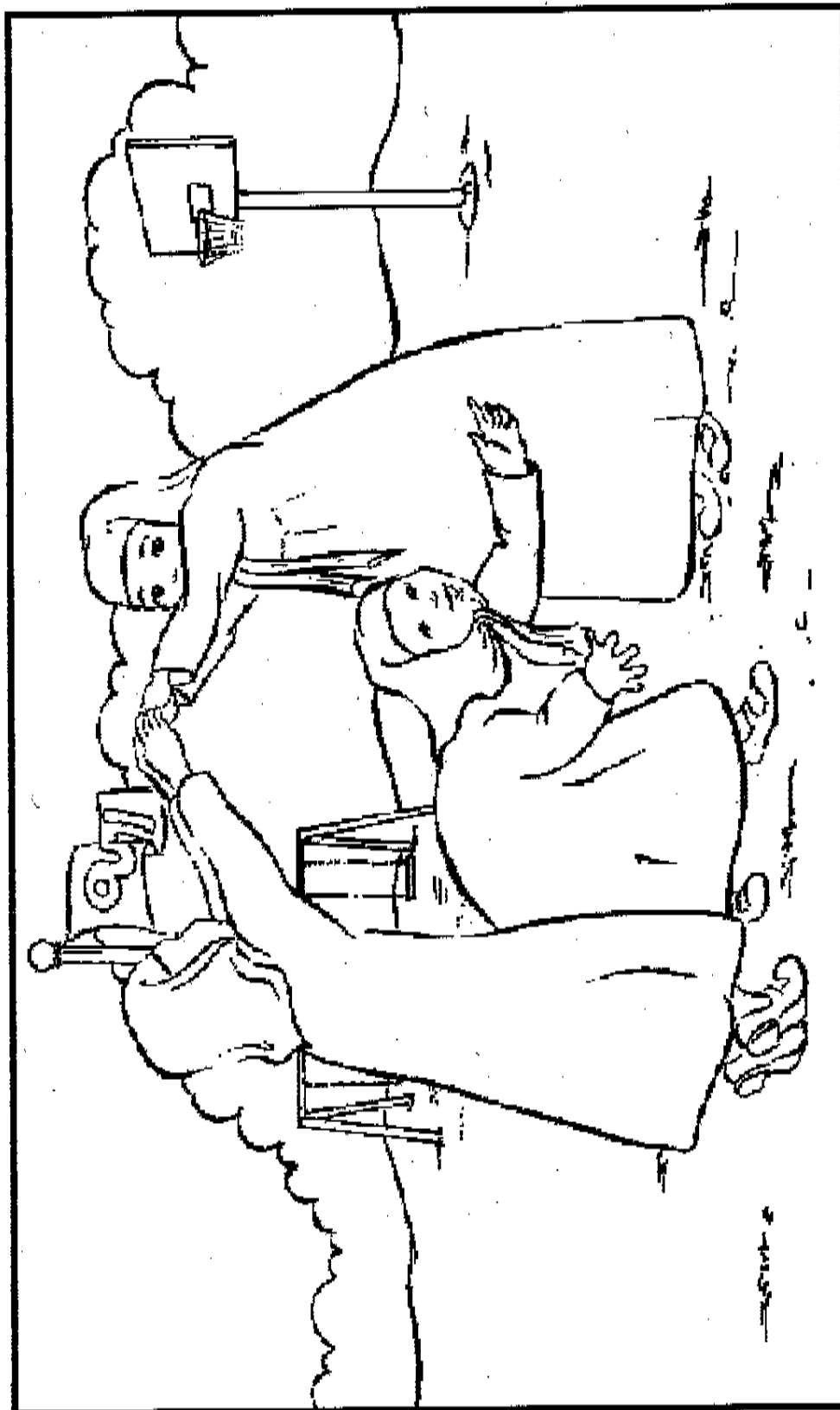




**"That which Allah wills (will come to pass)"**









**Mother and son praying.**



**Friends**




**Do not let Shaitan (Satan) distract you.**




**Do not be friends with Shaitan (Satan).**





Being friends.
















**Shrine of Abbas ibn Ali**

A sketch of the mausoleum of the 7th and 9th Imam








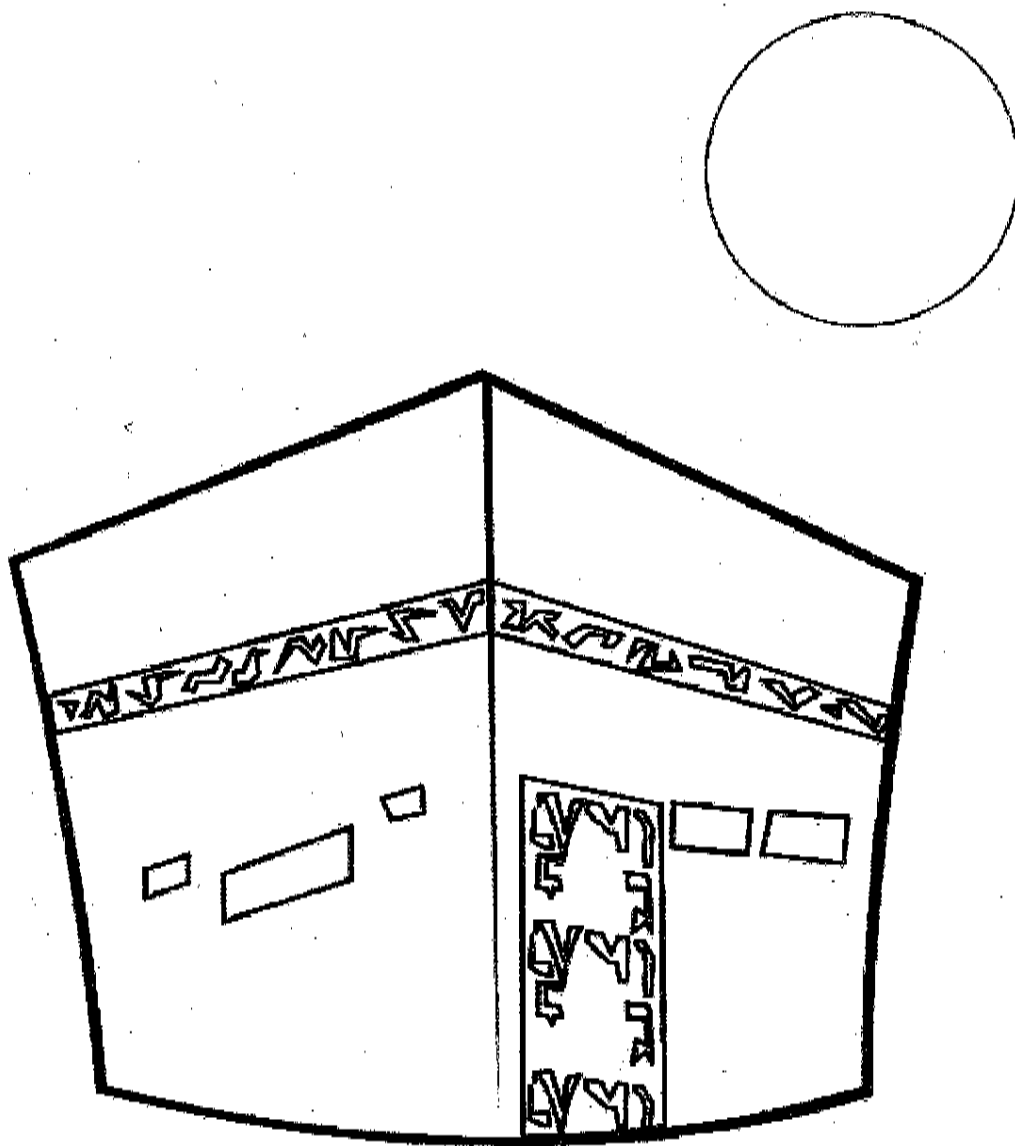


Allah sent against them flight of birds



Horsemen






# The Flood



Allah, the Glorified, inspired  
Prophet Noah (a.s.) to make a big Ark.



His brother threw  
Prophet Yusuf (a.s.)  
In the well.

